

# Local Market Update – January 2022

A RESEARCH TOOL PROVIDED BY THE COLUMBUS REALTORS®  
BASED ON RESIDENTIAL LISTING DATA ONLY



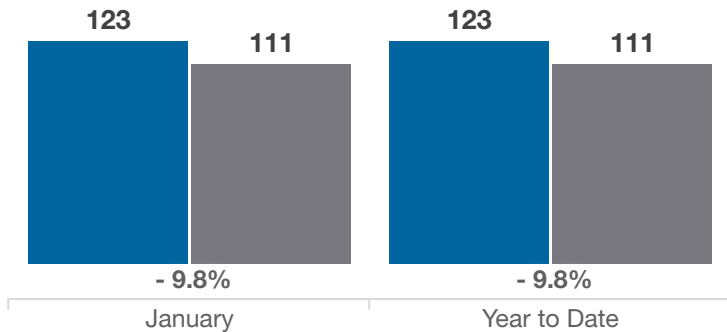
## Fairfield County

Key Metrics	January			Year to Date		
	2021	2022	% Change	Thru 1-2021	Thru 1-2022	% Change
Closed Sales	123	111	- 9.8%	123	111	- 9.8%
In Contracts	151	130	- 13.9%	151	130	- 13.9%
Average Sales Price*	\$265,821	\$304,680	+ 14.6%	\$265,821	\$304,680	+ 14.6%
Median Sales Price*	\$225,000	\$290,000	+ 28.9%	\$225,000	\$290,000	+ 28.9%
Average Price Per Square Foot*	\$137.26	\$154.71	+ 12.7%	\$137.26	\$154.71	+ 12.7%
Percent of Original List Price Received*	99.3%	100.9%	+ 1.6%	99.3%	100.9%	+ 1.6%
Percent of Last List Price Received*	100.2%	101.2%	+ 1.0%	100.2%	101.2%	+ 1.0%
Days on Market Until Sale	21	20	- 4.8%	21	20	- 4.8%
New Listings	129	125	- 3.1%	129	125	- 3.1%
Median List Price of New Listings	\$238,500	\$309,900	+ 29.9%	\$238,500	\$309,900	+ 29.9%
Median List Price at Time of Sale	\$225,000	\$286,400	+ 27.3%	\$225,000	\$286,400	+ 27.3%
Inventory of Homes for Sale	116	85	- 26.7%	—	—	—
Months Supply of Inventory	0.6	0.4	- 33.3%	—	—	—

\* Does not account for sale concessions and/or downpayment assistance. | Percent changes are calculated using rounded figures and can sometimes look extreme due to small sample size.

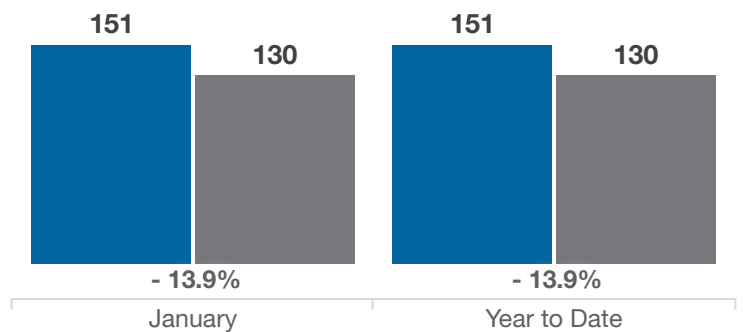
### Closed Sales

■ 2021 ■ 2022



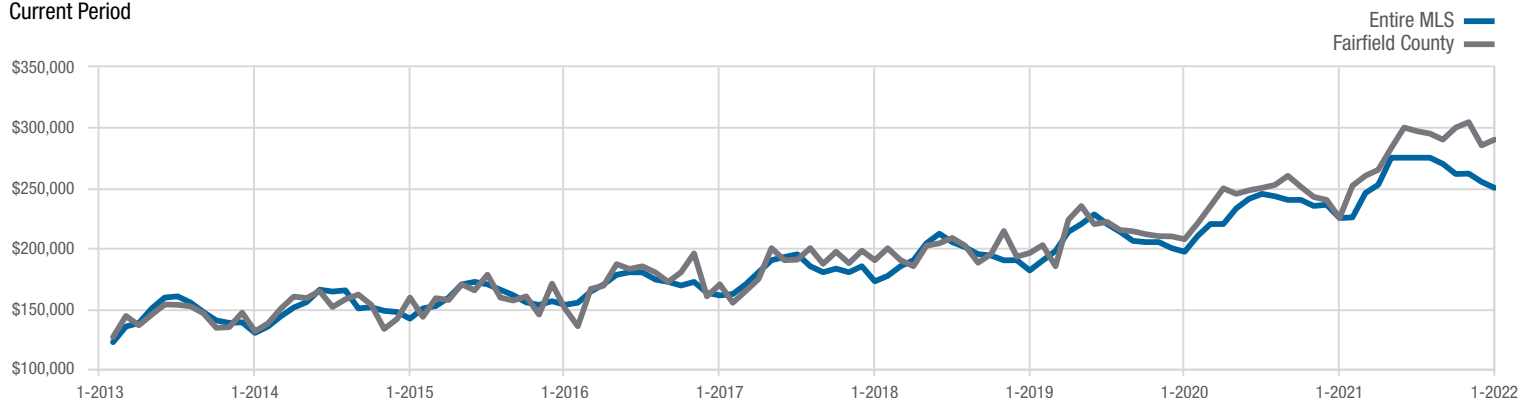
### In Contracts

■ 2021 ■ 2022



### Median Sales Price

Current Period



Each data point represents the median sales price in a given month.

# Local Market Update – January 2022

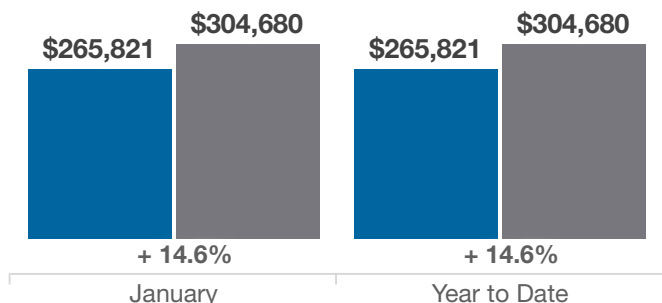
A RESEARCH TOOL PROVIDED BY THE COLUMBUS REALTORS®  
BASED ON RESIDENTIAL LISTING DATA ONLY



## Fairfield County

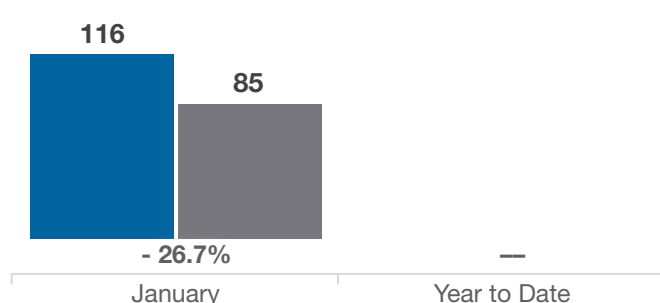
### Average Sales Price

■ 2021 ■ 2022



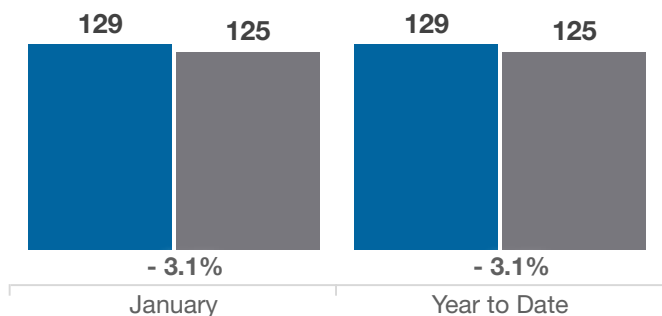
### Inventory of Homes for Sale

■ 2021 ■ 2022



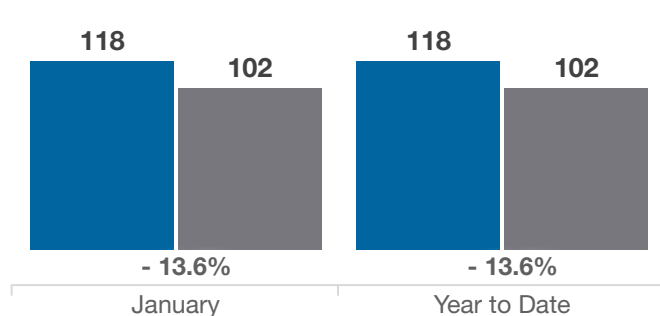
### New Listings

■ 2021 ■ 2022



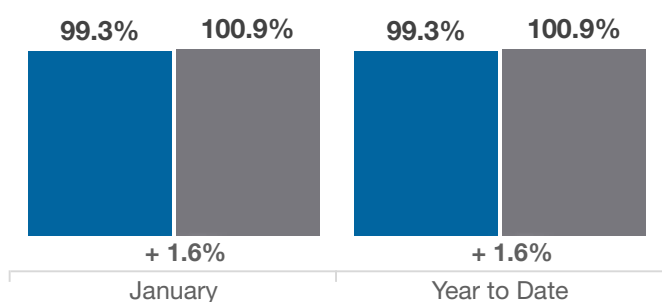
### Single Family Sales

■ 2021 ■ 2022



### Pct. Of Orig. List Price Received

■ 2021 ■ 2022



### Condo Sales

■ 2021 ■ 2022

