

Local Market Update – January 2022

A RESEARCH TOOL PROVIDED BY THE COLUMBUS REALTORS®
BASED ON RESIDENTIAL LISTING DATA ONLY



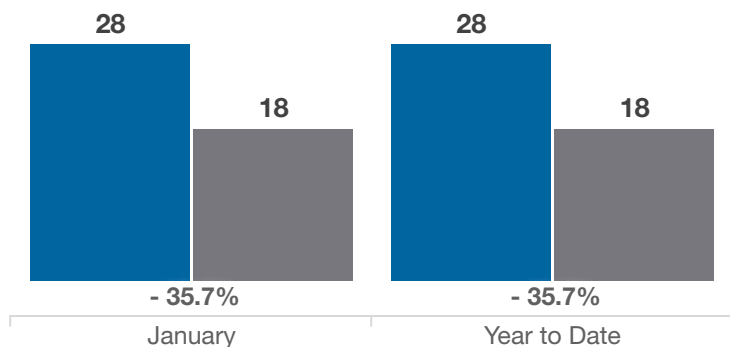
Fayette County

Key Metrics	January			Year to Date		
	2021	2022	% Change	Thru 1-2021	Thru 1-2022	% Change
Closed Sales	28	18	- 35.7%	28	18	- 35.7%
In Contracts	30	26	- 13.3%	30	26	- 13.3%
Average Sales Price*	\$180,259	\$200,628	+ 11.3%	\$180,259	\$200,628	+ 11.3%
Median Sales Price*	\$152,000	\$180,500	+ 18.8%	\$152,000	\$180,500	+ 18.8%
Average Price Per Square Foot*	\$111.88	\$141.64	+ 26.6%	\$111.88	\$141.64	+ 26.6%
Percent of Original List Price Received*	99.1%	95.5%	- 3.6%	99.1%	95.5%	- 3.6%
Percent of Last List Price Received*	100.3%	98.2%	- 2.1%	100.3%	98.2%	- 2.1%
Days on Market Until Sale	17	33	+ 94.1%	17	33	+ 94.1%
New Listings	20	17	- 15.0%	20	17	- 15.0%
Median List Price of New Listings	\$151,950	\$165,000	+ 8.6%	\$151,950	\$165,000	+ 8.6%
Median List Price at Time of Sale	\$149,800	\$179,250	+ 19.7%	\$149,800	\$179,250	+ 19.7%
Inventory of Homes for Sale	31	9	- 71.0%	—	—	—
Months Supply of Inventory	1.2	0.3	- 75.0%	—	—	—

* Does not account for sale concessions and/or downpayment assistance. | Percent changes are calculated using rounded figures and can sometimes look extreme due to small sample size.

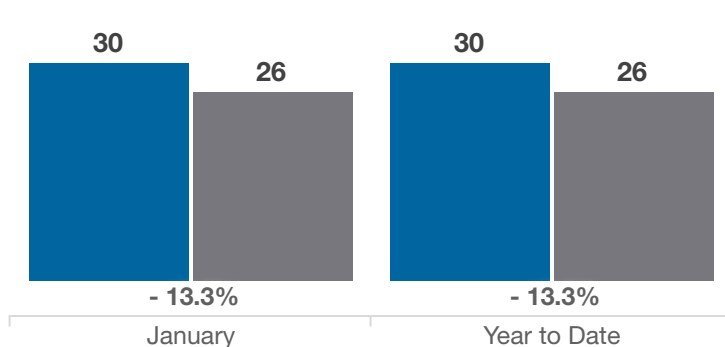
Closed Sales

■ 2021 ■ 2022



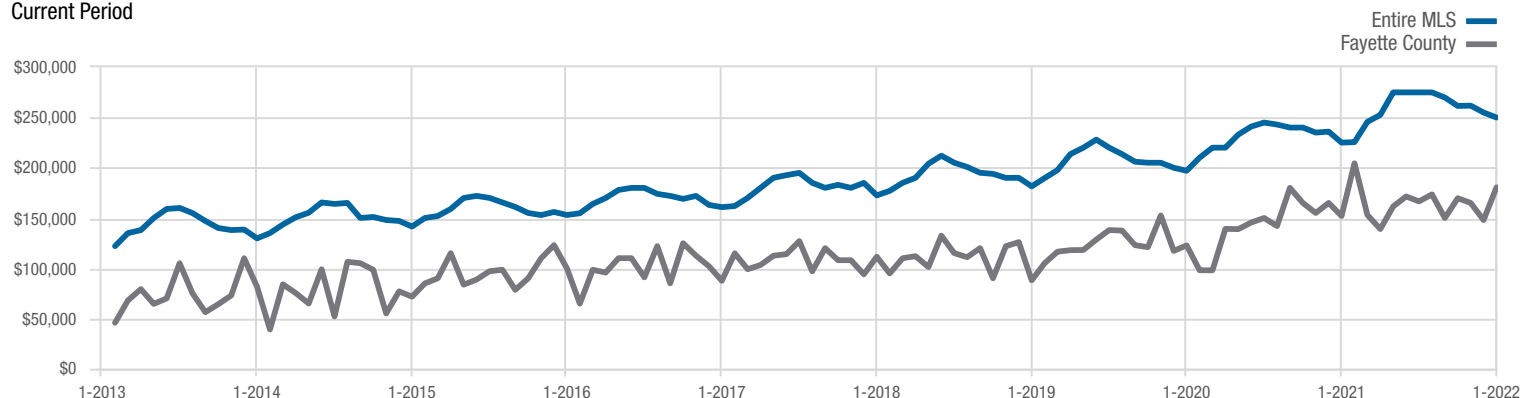
In Contracts

■ 2021 ■ 2022



Median Sales Price

Current Period



Each data point represents the median sales price in a given month.

Local Market Update – January 2022

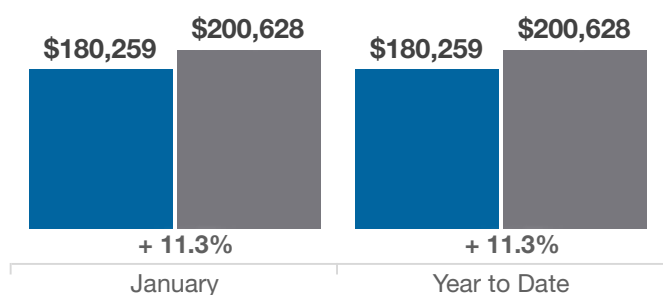
A RESEARCH TOOL PROVIDED BY THE COLUMBUS REALTORS®
BASED ON RESIDENTIAL LISTING DATA ONLY



Fayette County

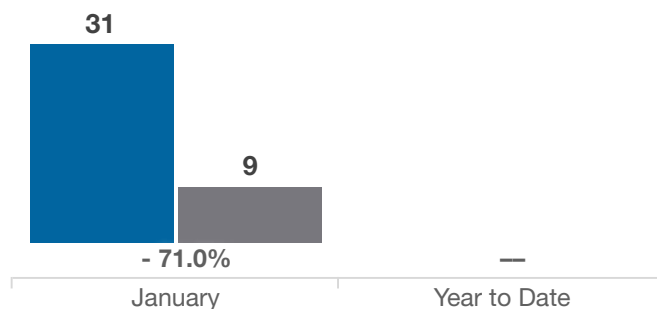
Average Sales Price

■ 2021 ■ 2022



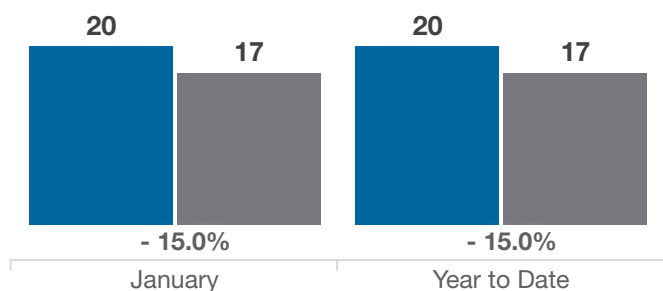
Inventory of Homes for Sale

■ 2021 ■ 2022



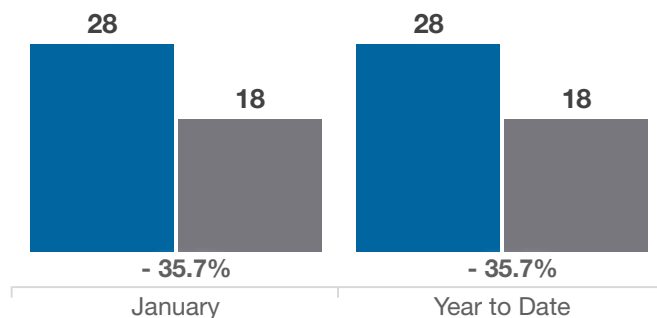
New Listings

■ 2021 ■ 2022



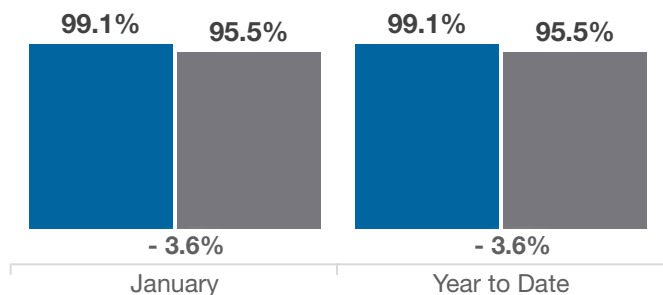
Single Family Sales

■ 2021 ■ 2022



Pct. Of Orig. List Price Received

■ 2021 ■ 2022



Condo Sales

■ 2021 ■ 2022

