

Local Market Update – January 2022

A RESEARCH TOOL PROVIDED BY THE COLUMBUS REALTORS®
BASED ON RESIDENTIAL LISTING DATA ONLY



Gahanna (Corp.)

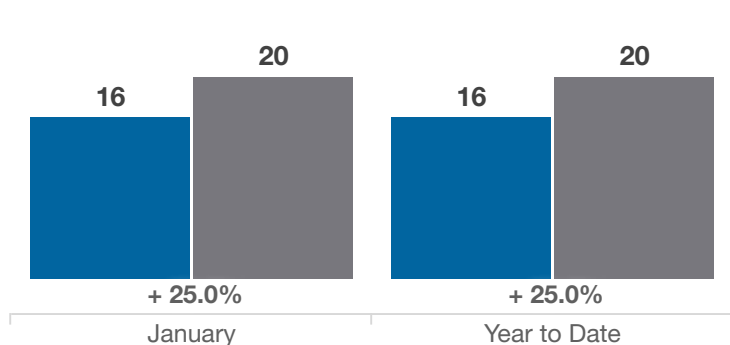
Franklin County

Key Metrics	January			Year to Date		
	2021	2022	% Change	Thru 1-2021	Thru 1-2022	% Change
Closed Sales	16	20	+ 25.0%	16	20	+ 25.0%
In Contracts	37	18	- 51.4%	37	18	- 51.4%
Average Sales Price*	\$255,650	\$286,290	+ 12.0%	\$255,650	\$286,290	+ 12.0%
Median Sales Price*	\$238,500	\$259,750	+ 8.9%	\$238,500	\$259,750	+ 8.9%
Average Price Per Square Foot*	\$149.78	\$180.43	+ 20.5%	\$149.78	\$180.43	+ 20.5%
Percent of Original List Price Received*	101.2%	102.8%	+ 1.6%	101.2%	102.8%	+ 1.6%
Percent of Last List Price Received*	101.6%	102.8%	+ 1.2%	101.6%	102.8%	+ 1.2%
Days on Market Until Sale	9	8	- 11.1%	9	8	- 11.1%
New Listings	35	25	- 28.6%	35	25	- 28.6%
Median List Price of New Listings	\$266,500	\$359,900	+ 35.0%	\$266,500	\$359,900	+ 35.0%
Median List Price at Time of Sale	\$242,350	\$255,000	+ 5.2%	\$242,350	\$255,000	+ 5.2%
Inventory of Homes for Sale	14	13	- 7.1%	—	—	—
Months Supply of Inventory	0.3	0.3	0.0%	—	—	—

* Does not account for sale concessions and/or downpayment assistance. | Percent changes are calculated using rounded figures and can sometimes look extreme due to small sample size.

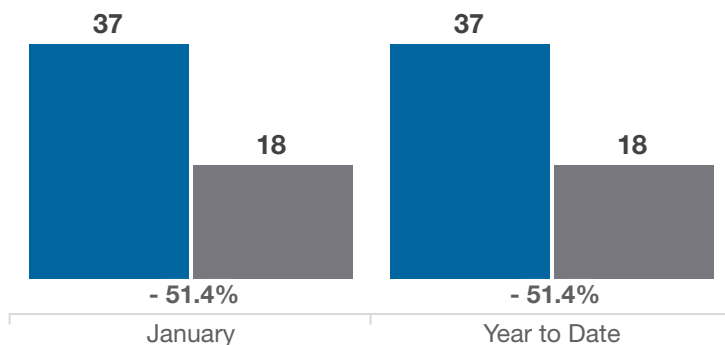
Closed Sales

■ 2021 ■ 2022



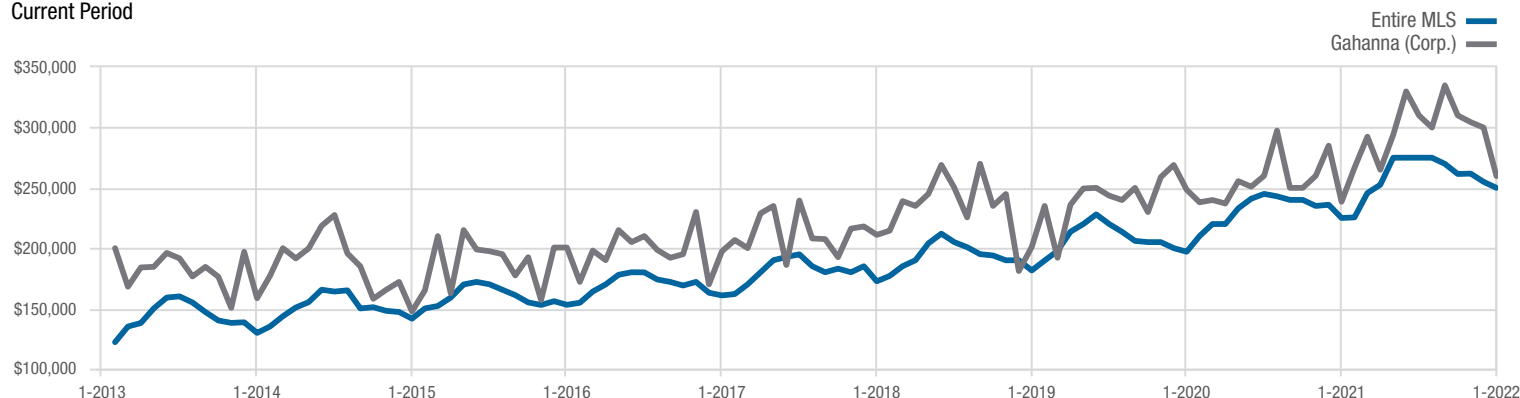
In Contracts

■ 2021 ■ 2022



Median Sales Price

Current Period



Each data point represents the median sales price in a given month.

Local Market Update – January 2022

A RESEARCH TOOL PROVIDED BY THE COLUMBUS REALTORS®
BASED ON RESIDENTIAL LISTING DATA ONLY

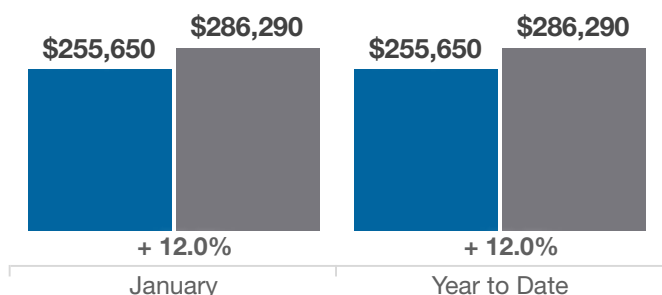


Gahanna (Corp.)

Franklin County

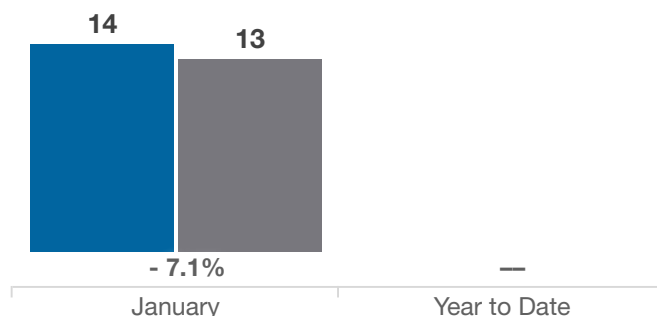
Average Sales Price

■ 2021 ■ 2022



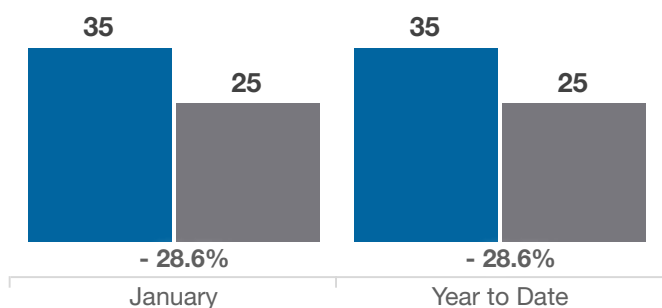
Inventory of Homes for Sale

■ 2021 ■ 2022



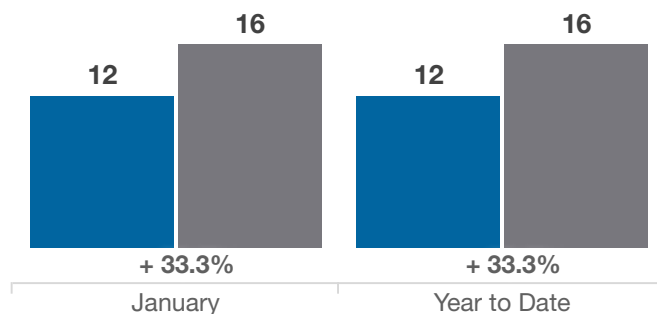
New Listings

■ 2021 ■ 2022



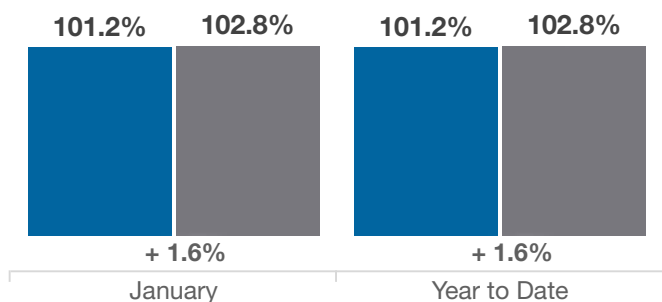
Single Family Sales

■ 2021 ■ 2022



Pct. Of Orig. List Price Received

■ 2021 ■ 2022



Condo Sales

■ 2021 ■ 2022

