

Local Market Update – January 2022

A RESEARCH TOOL PROVIDED BY THE COLUMBUS REALTORS®
BASED ON RESIDENTIAL LISTING DATA ONLY



Grandview Heights (Corp.)

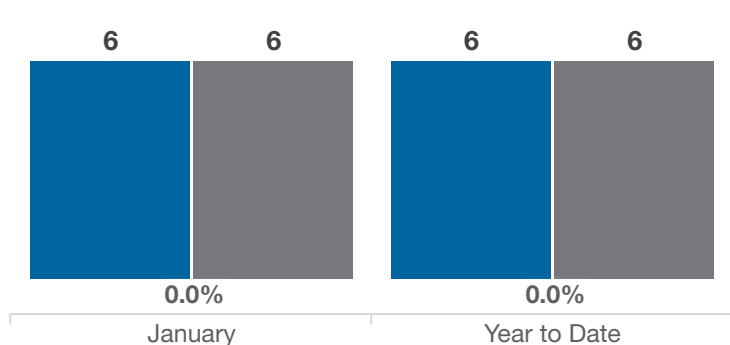
Franklin County

Key Metrics	January			Year to Date		
	2021	2022	% Change	Thru 1-2021	Thru 1-2022	% Change
Closed Sales	6	6	0.0%	6	6	0.0%
In Contracts	13	7	- 46.2%	13	7	- 46.2%
Average Sales Price*	\$437,010	\$485,073	+ 11.0%	\$437,010	\$485,073	+ 11.0%
Median Sales Price*	\$427,500	\$534,500	+ 25.0%	\$427,500	\$534,500	+ 25.0%
Average Price Per Square Foot*	\$300.60	\$272.59	- 9.3%	\$300.60	\$272.59	- 9.3%
Percent of Original List Price Received*	102.1%	106.5%	+ 4.3%	102.1%	106.5%	+ 4.3%
Percent of Last List Price Received*	102.0%	103.8%	+ 1.8%	102.0%	103.8%	+ 1.8%
Days on Market Until Sale	28	80	+ 185.7%	28	80	+ 185.7%
New Listings	7	5	- 28.6%	7	5	- 28.6%
Median List Price of New Listings	\$479,500	\$450,000	- 6.2%	\$479,500	\$450,000	- 6.2%
Median List Price at Time of Sale	\$437,450	\$482,450	+ 10.3%	\$437,450	\$482,450	+ 10.3%
Inventory of Homes for Sale	8	13	+ 62.5%	—	—	—
Months Supply of Inventory	0.5	1.3	+ 160.0%	—	—	—

* Does not account for sale concessions and/or downpayment assistance. | Percent changes are calculated using rounded figures and can sometimes look extreme due to small sample size.

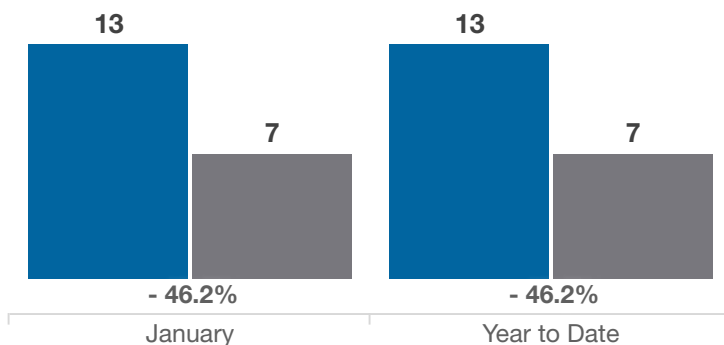
Closed Sales

■ 2021 ■ 2022



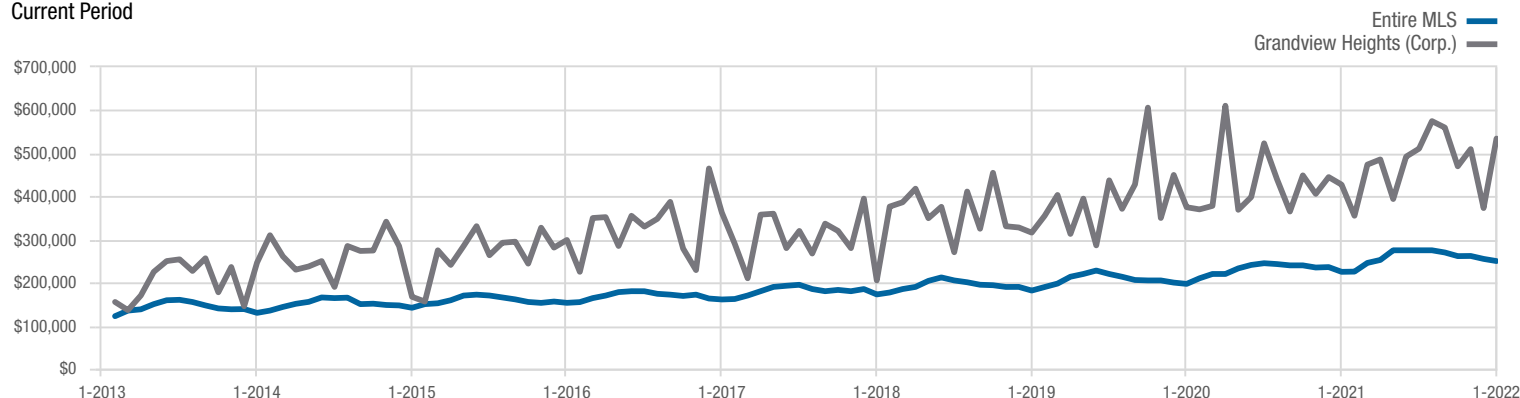
In Contracts

■ 2021 ■ 2022



Median Sales Price

Current Period



Each data point represents the median sales price in a given month.

Local Market Update – January 2022

A RESEARCH TOOL PROVIDED BY THE COLUMBUS REALTORS®
BASED ON RESIDENTIAL LISTING DATA ONLY

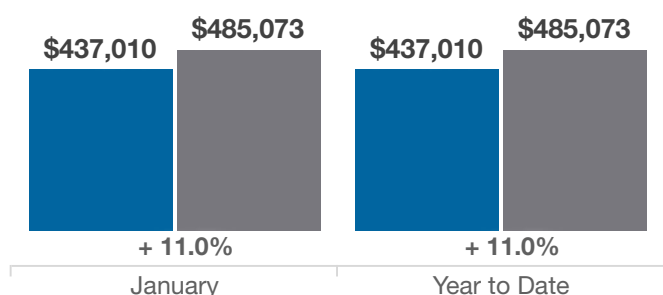


Grandview Heights (Corp.)

Franklin County

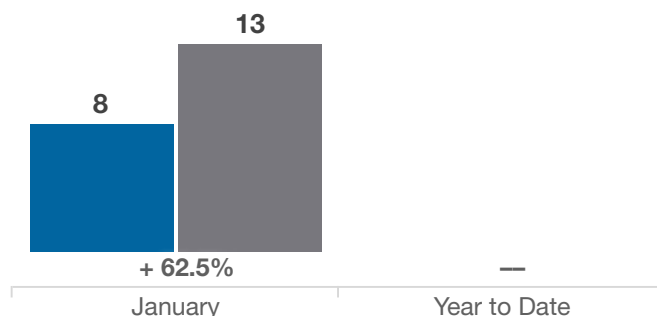
Average Sales Price

■ 2021 ■ 2022



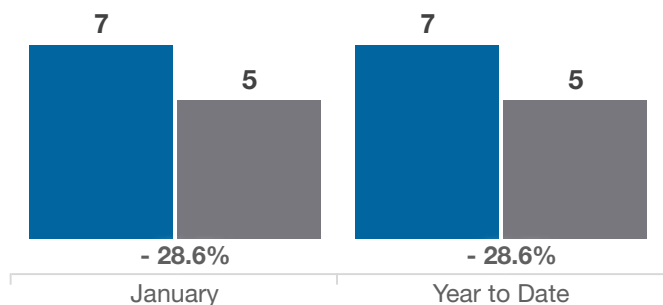
Inventory of Homes for Sale

■ 2021 ■ 2022



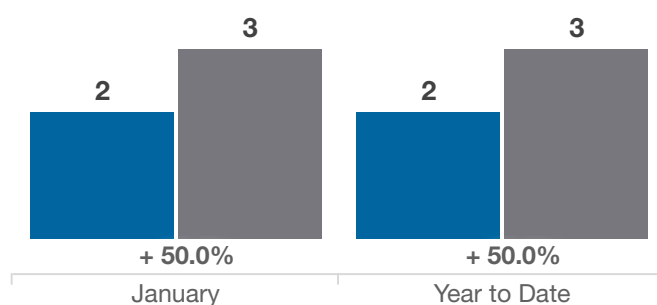
New Listings

■ 2021 ■ 2022



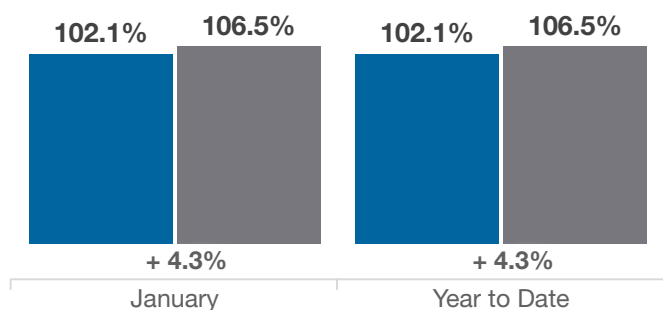
Single Family Sales

■ 2021 ■ 2022



Pct. Of Orig. List Price Received

■ 2021 ■ 2022



Condo Sales

■ 2021 ■ 2022

