

# Local Market Update – January 2022

A RESEARCH TOOL PROVIDED BY THE COLUMBUS REALTORS®  
BASED ON RESIDENTIAL LISTING DATA ONLY



## Granville Exempted Village School District

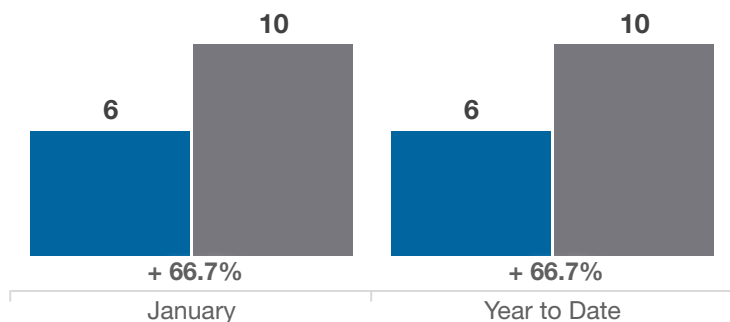
Licking County

Key Metrics	January			Year to Date		
	2021	2022	% Change	Thru 1-2021	Thru 1-2022	% Change
Closed Sales	6	10	+ 66.7%	6	10	+ 66.7%
In Contracts	17	14	- 17.6%	17	14	- 17.6%
Average Sales Price*	\$492,045	\$380,630	- 22.6%	\$492,045	\$380,630	- 22.6%
Median Sales Price*	\$398,199	\$302,500	- 24.0%	\$398,199	\$302,500	- 24.0%
Average Price Per Square Foot*	\$199.13	\$198.05	- 0.5%	\$199.13	\$198.05	- 0.5%
Percent of Original List Price Received*	112.9%	102.4%	- 9.3%	112.9%	102.4%	- 9.3%
Percent of Last List Price Received*	112.4%	102.0%	- 9.3%	112.4%	102.0%	- 9.3%
Days on Market Until Sale	54	33	- 38.9%	54	33	- 38.9%
New Listings	11	11	0.0%	11	11	0.0%
Median List Price of New Listings	\$348,500	\$525,000	+ 50.6%	\$348,500	\$525,000	+ 50.6%
Median List Price at Time of Sale	\$397,793	\$302,500	- 24.0%	\$397,793	\$302,500	- 24.0%
Inventory of Homes for Sale	12	10	- 16.7%	—	—	—
Months Supply of Inventory	0.6	0.6	0.0%	—	—	—

\* Does not account for sale concessions and/or downpayment assistance. | Percent changes are calculated using rounded figures and can sometimes look extreme due to small sample size.

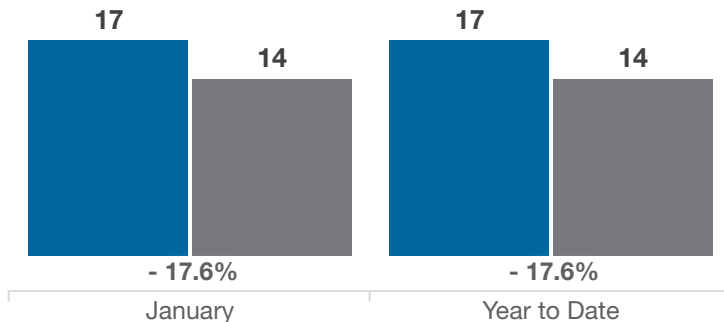
### Closed Sales

■ 2021 ■ 2022



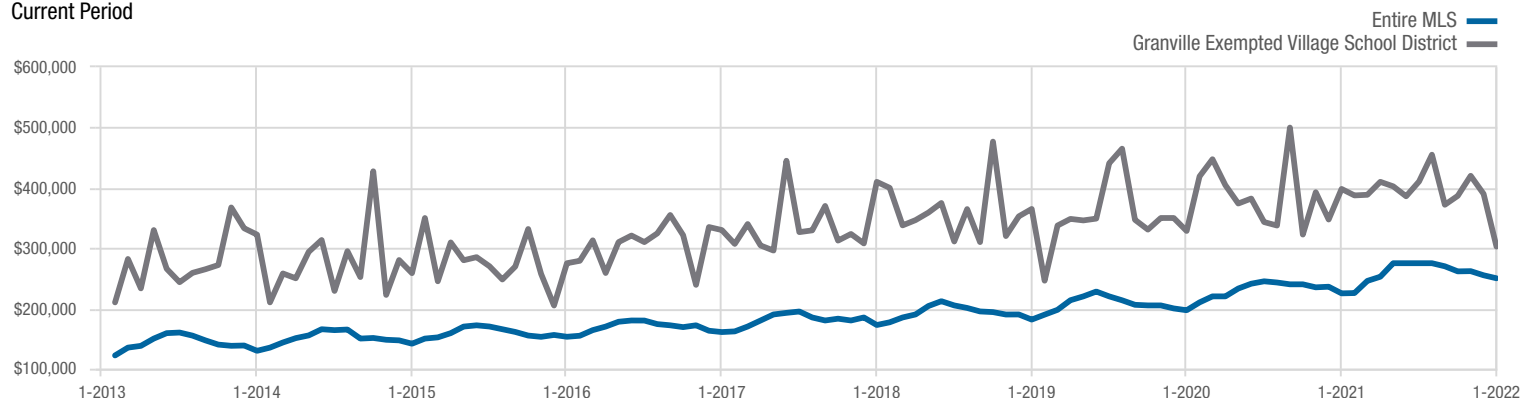
### In Contracts

■ 2021 ■ 2022



### Median Sales Price

Current Period



Each data point represents the median sales price in a given month.

# Local Market Update – January 2022

A RESEARCH TOOL PROVIDED BY THE COLUMBUS REALTORS®  
BASED ON RESIDENTIAL LISTING DATA ONLY

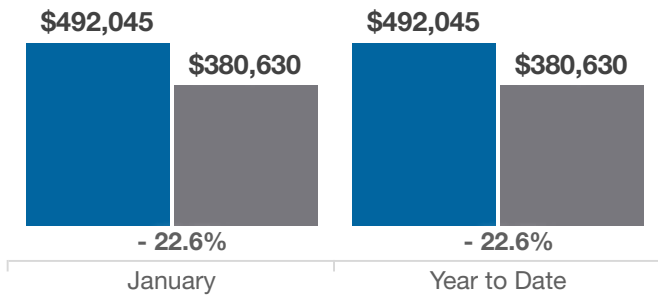


## Granville Exempted Village School District

Licking County

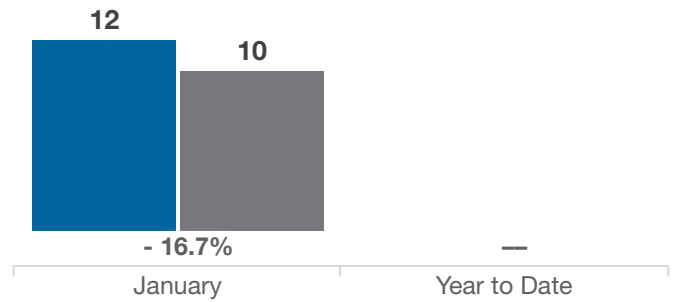
### Average Sales Price

■ 2021 ■ 2022



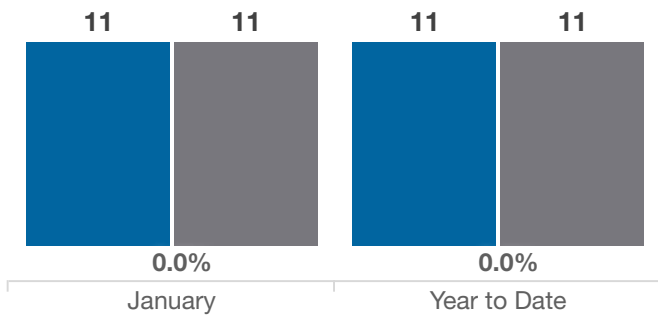
### Inventory of Homes for Sale

■ 2021 ■ 2022



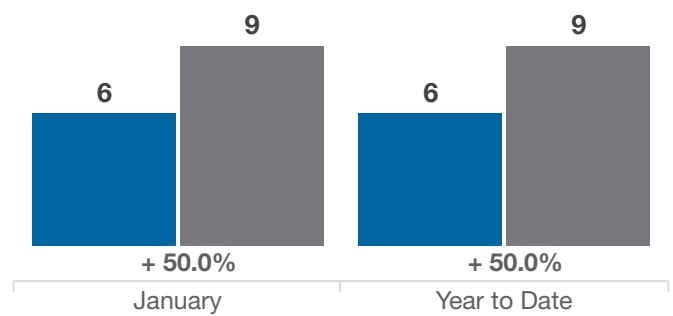
### New Listings

■ 2021 ■ 2022



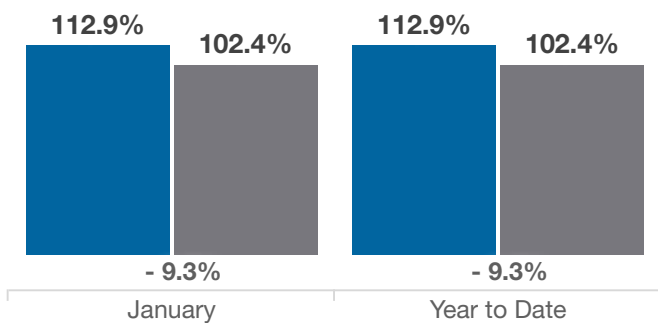
### Single Family Sales

■ 2021 ■ 2022



### Pct. Of Orig. List Price Received

■ 2021 ■ 2022



### Condo Sales

■ 2021 ■ 2022

