

Local Market Update – January 2022

A RESEARCH TOOL PROVIDED BY THE COLUMBUS REALTORS®
BASED ON RESIDENTIAL LISTING DATA ONLY



Groveport Madison Local School District

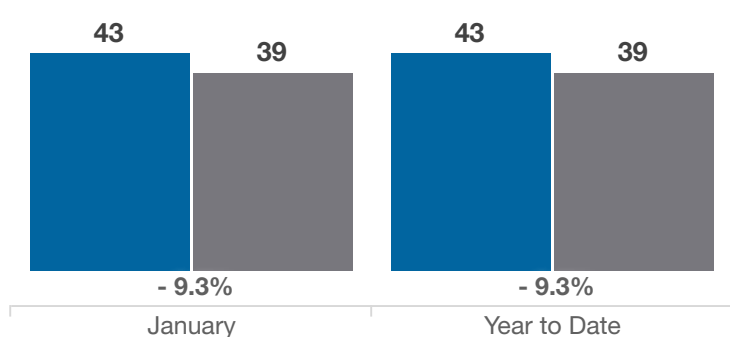
Franklin County

Key Metrics	January			Year to Date		
	2021	2022	% Change	Thru 1-2021	Thru 1-2022	% Change
Closed Sales	43	39	- 9.3%	43	39	- 9.3%
In Contracts	54	51	- 5.6%	54	51	- 5.6%
Average Sales Price*	\$194,690	\$232,943	+ 19.6%	\$194,690	\$232,943	+ 19.6%
Median Sales Price*	\$200,000	\$220,000	+ 10.0%	\$200,000	\$220,000	+ 10.0%
Average Price Per Square Foot*	\$123.14	\$149.96	+ 21.8%	\$123.14	\$149.96	+ 21.8%
Percent of Original List Price Received*	102.5%	104.5%	+ 2.0%	102.5%	104.5%	+ 2.0%
Percent of Last List Price Received*	102.1%	104.5%	+ 2.4%	102.1%	104.5%	+ 2.4%
Days on Market Until Sale	9	6	- 33.3%	9	6	- 33.3%
New Listings	56	51	- 8.9%	56	51	- 8.9%
Median List Price of New Listings	\$192,700	\$239,900	+ 24.5%	\$192,700	\$239,900	+ 24.5%
Median List Price at Time of Sale	\$199,000	\$219,900	+ 10.5%	\$199,000	\$219,900	+ 10.5%
Inventory of Homes for Sale	32	26	- 18.8%	—	—	—
Months Supply of Inventory	0.6	0.4	- 33.3%	—	—	—

* Does not account for sale concessions and/or downpayment assistance. | Percent changes are calculated using rounded figures and can sometimes look extreme due to small sample size.

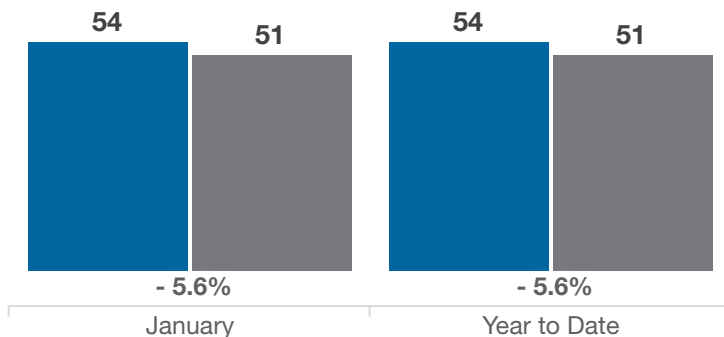
Closed Sales

■ 2021 ■ 2022



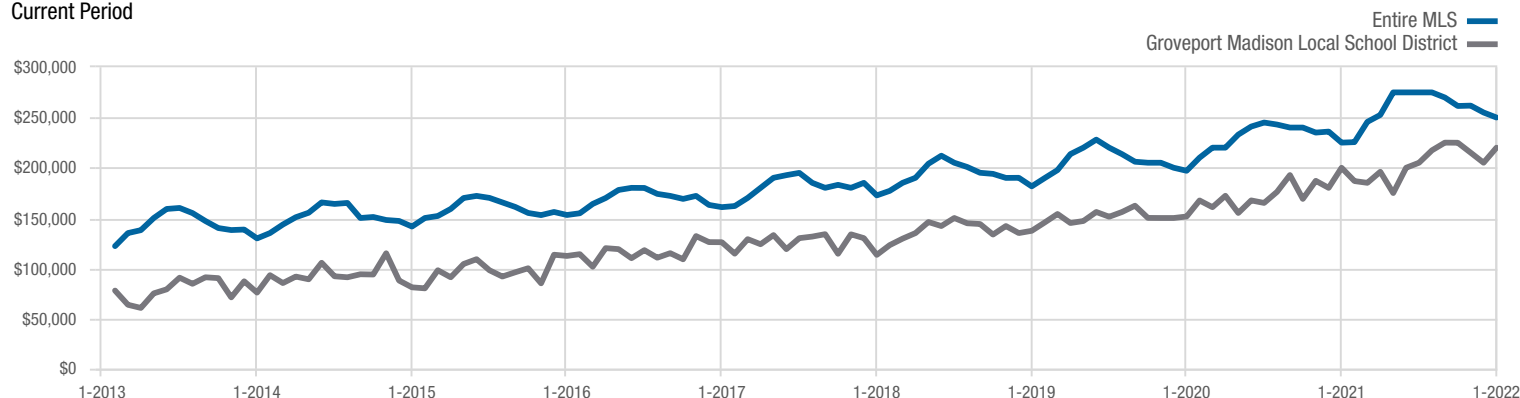
In Contracts

■ 2021 ■ 2022



Median Sales Price

Current Period



Each data point represents the median sales price in a given month.

Local Market Update – January 2022

A RESEARCH TOOL PROVIDED BY THE COLUMBUS REALTORS®
BASED ON RESIDENTIAL LISTING DATA ONLY

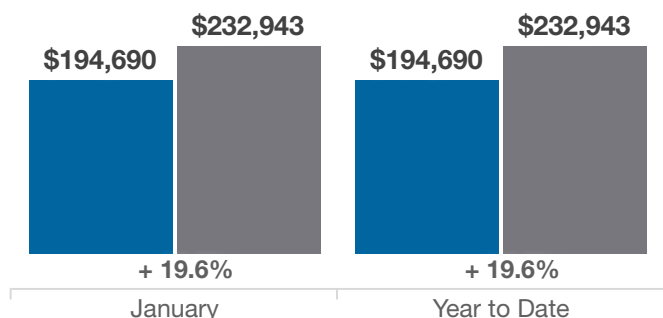


Groveport Madison Local School District

Franklin County

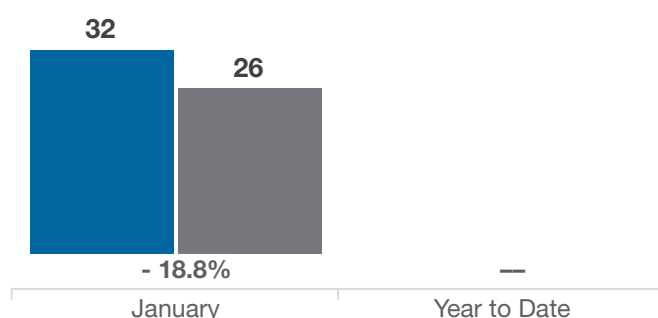
Average Sales Price

■ 2021 ■ 2022



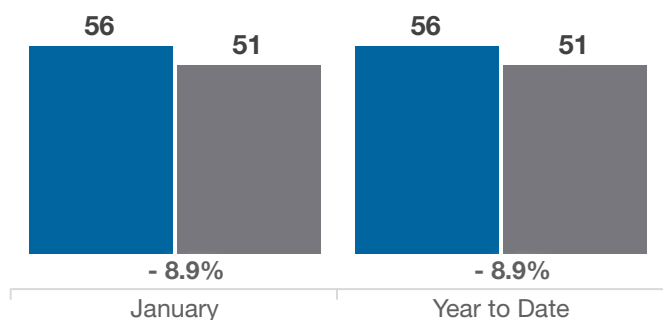
Inventory of Homes for Sale

■ 2021 ■ 2022



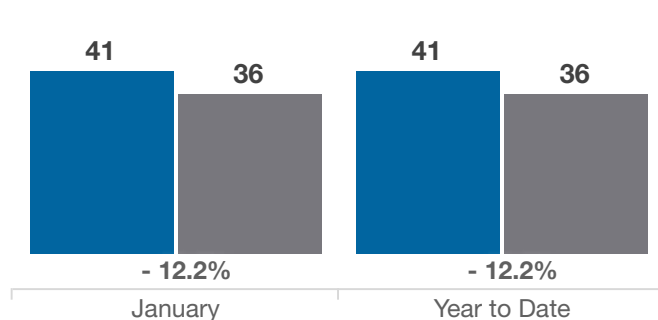
New Listings

■ 2021 ■ 2022



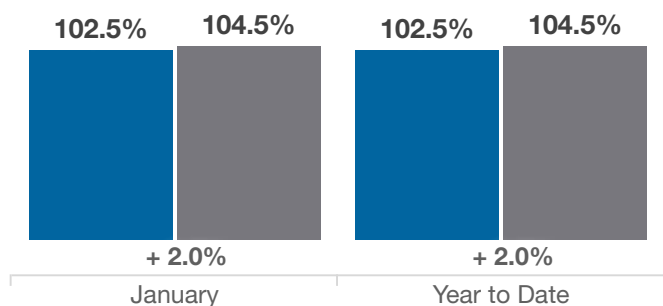
Single Family Sales

■ 2021 ■ 2022



Pct. Of Orig. List Price Received

■ 2021 ■ 2022



Condo Sales

■ 2021 ■ 2022

