

Local Market Update – January 2022

A RESEARCH TOOL PROVIDED BY THE COLUMBUS REALTORS®
BASED ON RESIDENTIAL LISTING DATA ONLY



Jefferson Local School District (West Jefferson)

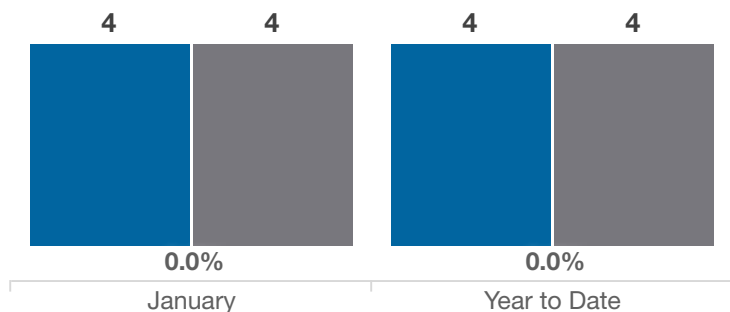
Madison County

Key Metrics	January			Year to Date		
	2021	2022	% Change	Thru 1-2021	Thru 1-2022	% Change
Closed Sales	4	4	0.0%	4	4	0.0%
In Contracts	5	8	+ 60.0%	5	8	+ 60.0%
Average Sales Price*	\$210,225	\$181,100	- 13.9%	\$210,225	\$181,100	- 13.9%
Median Sales Price*	\$185,000	\$221,200	+ 19.6%	\$185,000	\$221,200	+ 19.6%
Average Price Per Square Foot*	\$121.89	\$126.83	+ 4.1%	\$121.89	\$126.83	+ 4.1%
Percent of Original List Price Received*	96.2%	93.2%	- 3.1%	96.2%	93.2%	- 3.1%
Percent of Last List Price Received*	98.6%	96.2%	- 2.4%	98.6%	96.2%	- 2.4%
Days on Market Until Sale	27	13	- 51.9%	27	13	- 51.9%
New Listings	5	9	+ 80.0%	5	9	+ 80.0%
Median List Price of New Listings	\$203,000	\$212,900	+ 4.9%	\$203,000	\$212,900	+ 4.9%
Median List Price at Time of Sale	\$190,500	\$224,450	+ 17.8%	\$190,500	\$224,450	+ 17.8%
Inventory of Homes for Sale	4	4	0.0%	—	—	—
Months Supply of Inventory	0.7	0.5	- 28.6%	—	—	—

* Does not account for sale concessions and/or downpayment assistance. | Percent changes are calculated using rounded figures and can sometimes look extreme due to small sample size.

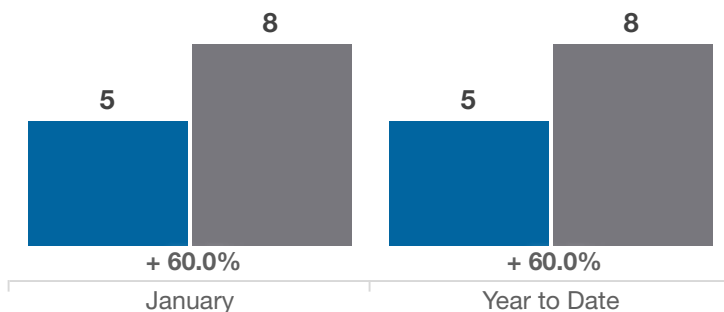
Closed Sales

■ 2021 ■ 2022



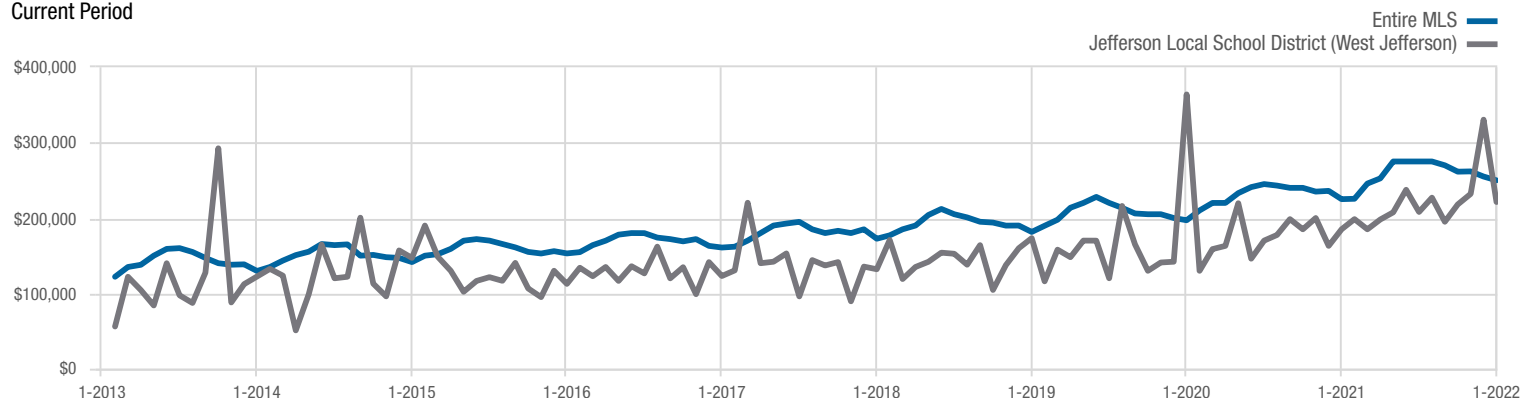
In Contracts

■ 2021 ■ 2022



Median Sales Price

Current Period



Each data point represents the median sales price in a given month.

Local Market Update – January 2022

A RESEARCH TOOL PROVIDED BY THE COLUMBUS REALTORS®
BASED ON RESIDENTIAL LISTING DATA ONLY

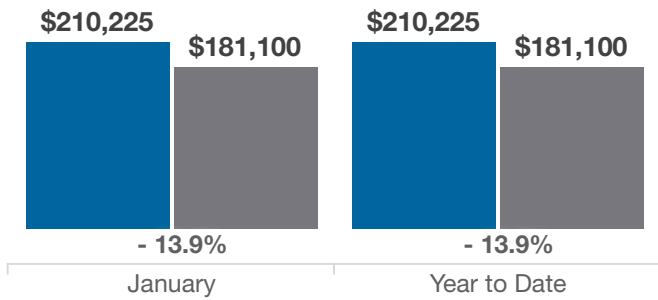


Jefferson Local School District (West Jefferson)

Madison County

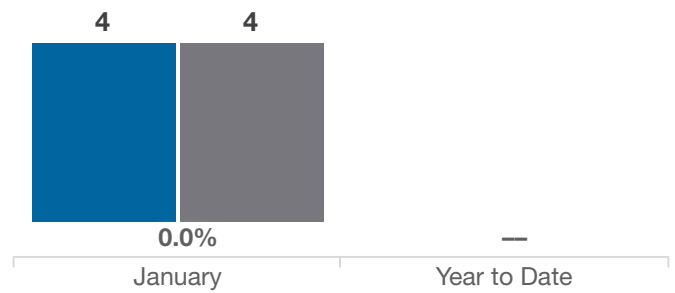
Average Sales Price

■ 2021 ■ 2022



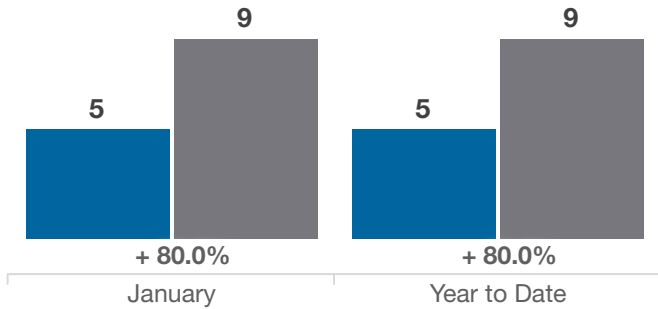
Inventory of Homes for Sale

■ 2021 ■ 2022



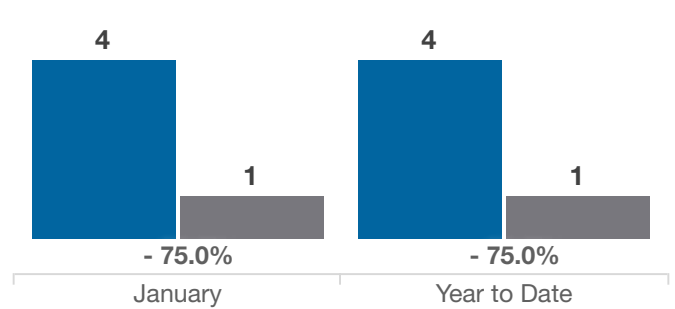
New Listings

■ 2021 ■ 2022



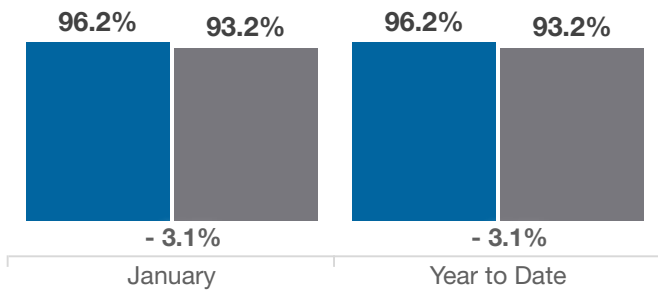
Single Family Sales

■ 2021 ■ 2022



Pct. Of Orig. List Price Received

■ 2021 ■ 2022



Condo Sales

■ 2021 ■ 2022

