

# Local Market Update – January 2022

A RESEARCH TOOL PROVIDED BY THE COLUMBUS REALTORS®  
BASED ON RESIDENTIAL LISTING DATA ONLY



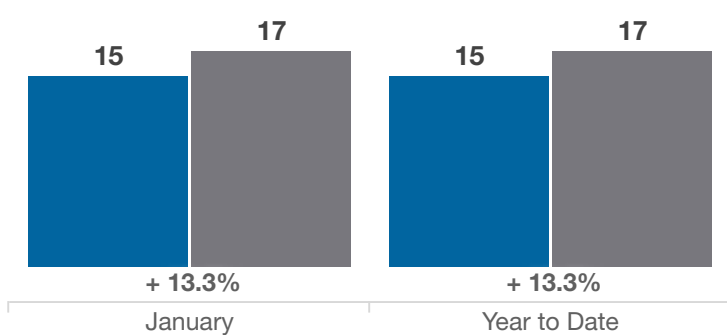
## Logan County

Key Metrics	January			Year to Date		
	2021	2022	% Change	Thru 1-2021	Thru 1-2022	% Change
Closed Sales	15	17	+ 13.3%	15	17	+ 13.3%
In Contracts	15	18	+ 20.0%	15	18	+ 20.0%
Average Sales Price*	\$207,433	\$274,082	+ 32.1%	\$207,433	\$274,082	+ 32.1%
Median Sales Price*	\$205,000	\$215,000	+ 4.9%	\$205,000	\$215,000	+ 4.9%
Average Price Per Square Foot*	\$138.97	\$144.42	+ 3.9%	\$138.97	\$144.42	+ 3.9%
Percent of Original List Price Received*	94.3%	97.2%	+ 3.1%	94.3%	97.2%	+ 3.1%
Percent of Last List Price Received*	96.4%	97.6%	+ 1.2%	96.4%	97.6%	+ 1.2%
Days on Market Until Sale	38	22	- 42.1%	38	22	- 42.1%
New Listings	11	17	+ 54.5%	11	17	+ 54.5%
Median List Price of New Listings	\$179,900	\$285,000	+ 58.4%	\$179,900	\$285,000	+ 58.4%
Median List Price at Time of Sale	\$199,900	\$215,000	+ 7.6%	\$199,900	\$215,000	+ 7.6%
Inventory of Homes for Sale	12	34	+ 183.3%	—	—	—
Months Supply of Inventory	0.6	1.6	+ 166.7%	—	—	—

\* Does not account for sale concessions and/or downpayment assistance. | Percent changes are calculated using rounded figures and can sometimes look extreme due to small sample size.

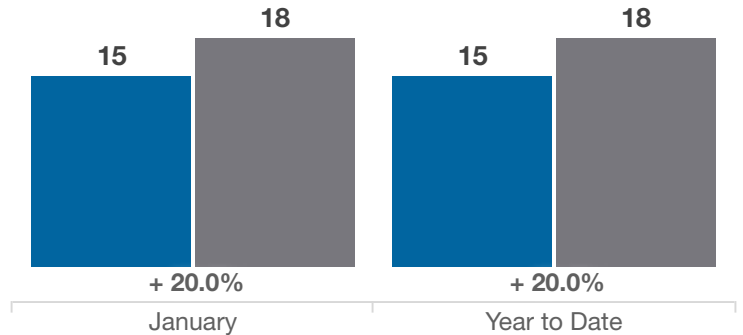
### Closed Sales

■ 2021 ■ 2022



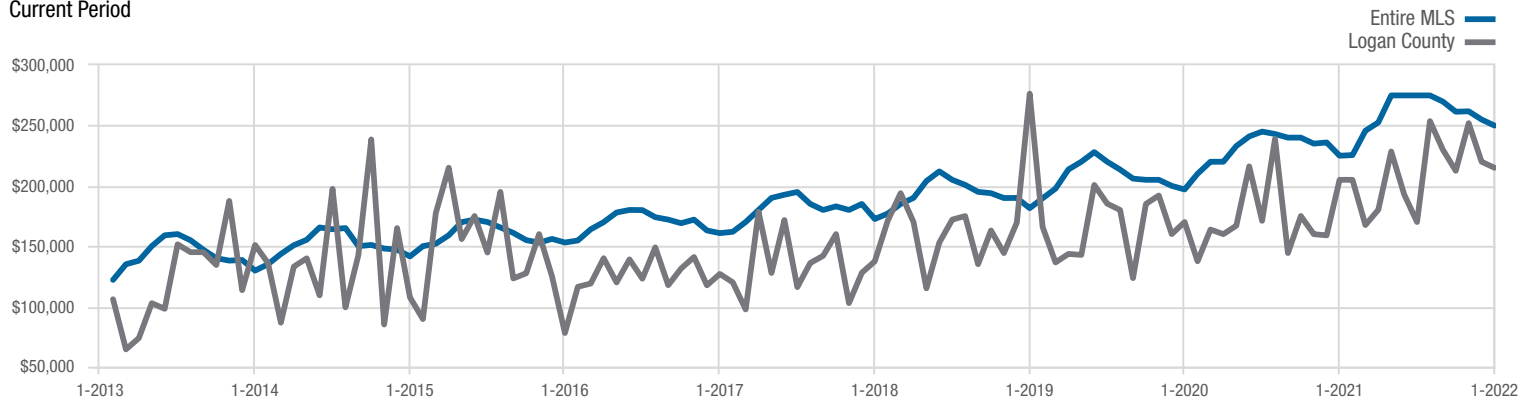
### In Contracts

■ 2021 ■ 2022



### Median Sales Price

Current Period



Each data point represents the median sales price in a given month.

# Local Market Update – January 2022

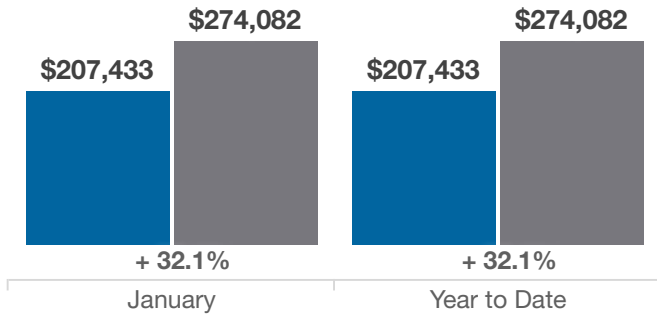
A RESEARCH TOOL PROVIDED BY THE COLUMBUS REALTORS®  
BASED ON RESIDENTIAL LISTING DATA ONLY



## Logan County

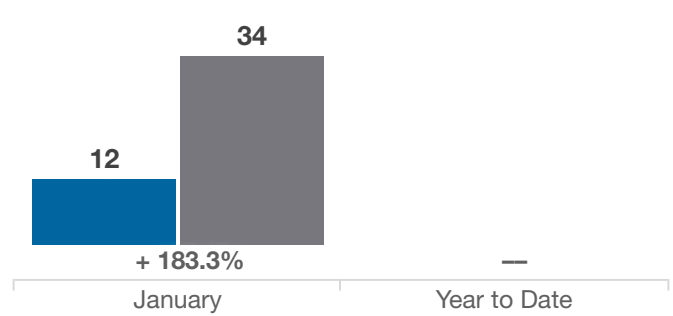
### Average Sales Price

■ 2021 ■ 2022



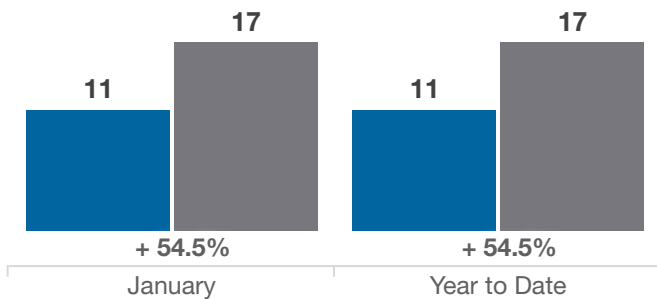
### Inventory of Homes for Sale

■ 2021 ■ 2022



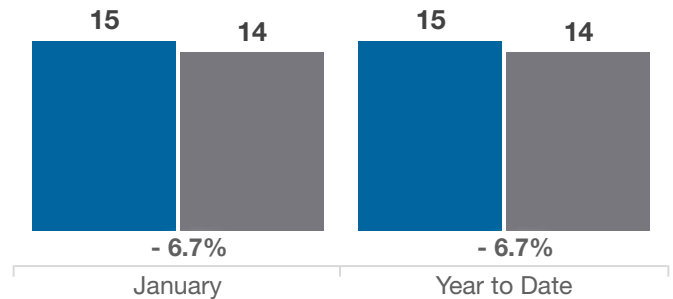
### New Listings

■ 2021 ■ 2022



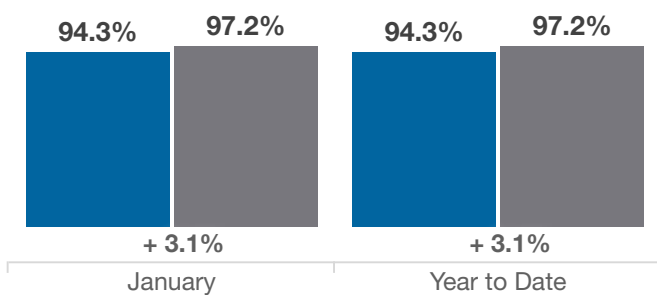
### Single Family Sales

■ 2021 ■ 2022



### Pct. Of Orig. List Price Received

■ 2021 ■ 2022



### Condo Sales

■ 2021 ■ 2022

