

Local Market Update – January 2022

A RESEARCH TOOL PROVIDED BY THE COLUMBUS REALTORS®
BASED ON RESIDENTIAL LISTING DATA ONLY



London City School District

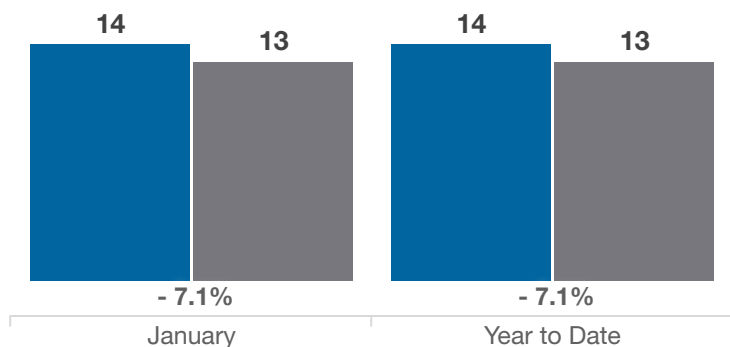
Madison County

Key Metrics	January			Year to Date		
	2021	2022	% Change	Thru 1-2021	Thru 1-2022	% Change
Closed Sales	14	13	- 7.1%	14	13	- 7.1%
In Contracts	25	19	- 24.0%	25	19	- 24.0%
Average Sales Price*	\$190,733	\$263,157	+ 38.0%	\$190,733	\$263,157	+ 38.0%
Median Sales Price*	\$188,500	\$250,000	+ 32.6%	\$188,500	\$250,000	+ 32.6%
Average Price Per Square Foot*	\$124.32	\$159.57	+ 28.4%	\$124.32	\$159.57	+ 28.4%
Percent of Original List Price Received*	99.4%	96.0%	- 3.4%	99.4%	96.0%	- 3.4%
Percent of Last List Price Received*	100.8%	97.5%	- 3.3%	100.8%	97.5%	- 3.3%
Days on Market Until Sale	27	28	+ 3.7%	27	28	+ 3.7%
New Listings	15	13	- 13.3%	15	13	- 13.3%
Median List Price of New Listings	\$219,900	\$184,900	- 15.9%	\$219,900	\$184,900	- 15.9%
Median List Price at Time of Sale	\$189,750	\$239,900	+ 26.4%	\$189,750	\$239,900	+ 26.4%
Inventory of Homes for Sale	5	14	+ 180.0%	—	—	—
Months Supply of Inventory	0.3	0.8	+ 166.7%	—	—	—

* Does not account for sale concessions and/or downpayment assistance. | Percent changes are calculated using rounded figures and can sometimes look extreme due to small sample size.

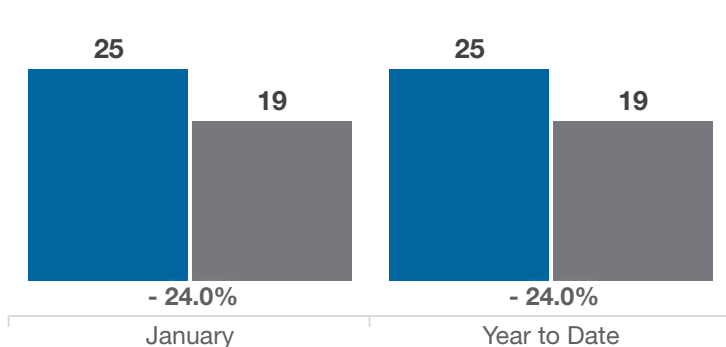
Closed Sales

■ 2021 ■ 2022



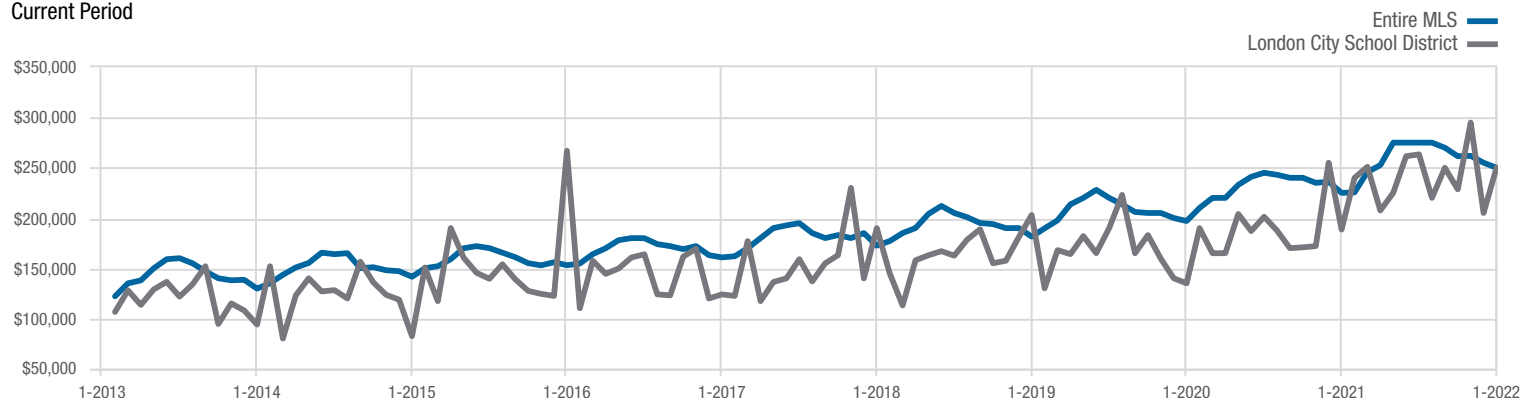
In Contracts

■ 2021 ■ 2022



Median Sales Price

Current Period



Each data point represents the median sales price in a given month.

Local Market Update – January 2022

A RESEARCH TOOL PROVIDED BY THE COLUMBUS REALTORS®
BASED ON RESIDENTIAL LISTING DATA ONLY

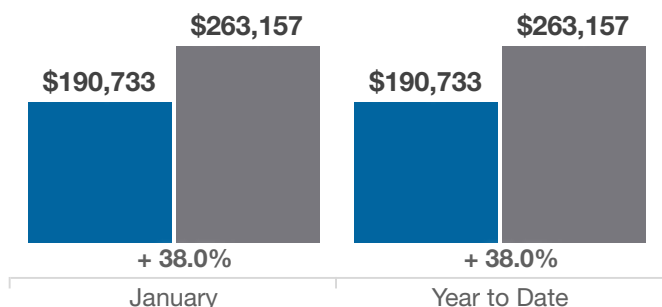


London City School District

Madison County

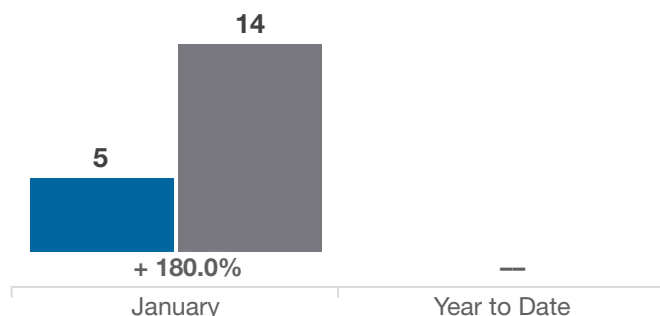
Average Sales Price

■ 2021 ■ 2022



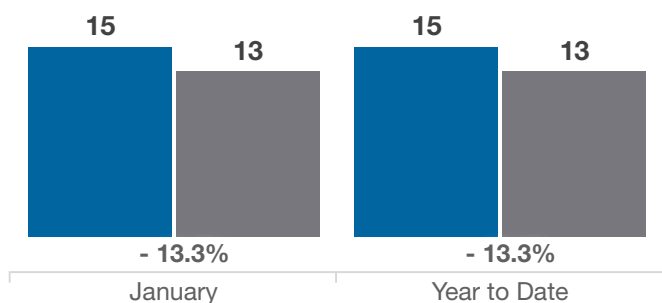
Inventory of Homes for Sale

■ 2021 ■ 2022



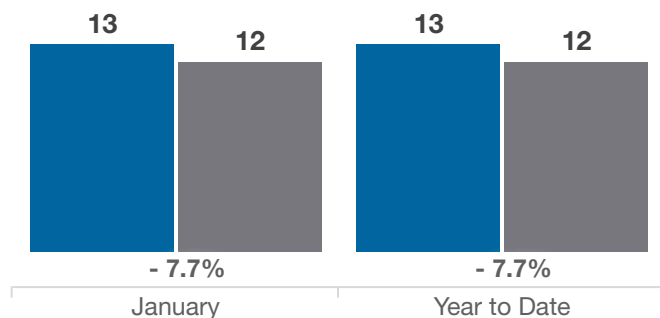
New Listings

■ 2021 ■ 2022



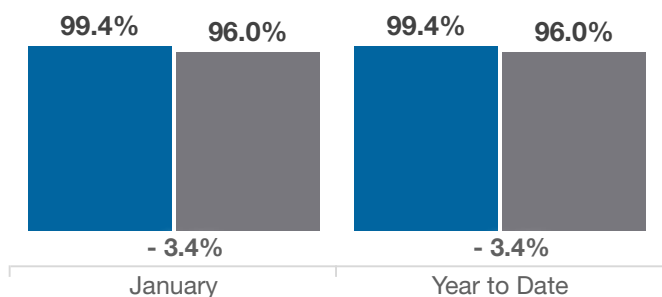
Single Family Sales

■ 2021 ■ 2022



Pct. Of Orig. List Price Received

■ 2021 ■ 2022



Condo Sales

■ 2021 ■ 2022

