

Local Market Update – January 2022

A RESEARCH TOOL PROVIDED BY THE COLUMBUS REALTORS®
BASED ON RESIDENTIAL LISTING DATA ONLY



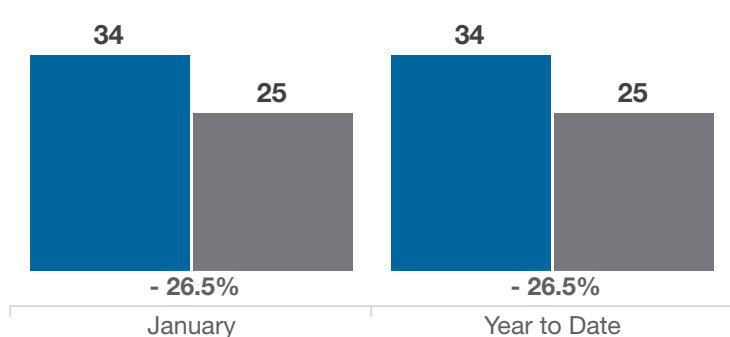
Madison County

Key Metrics	January			Year to Date		
	2021	2022	% Change	Thru 1-2021	Thru 1-2022	% Change
Closed Sales	34	25	- 26.5%	34	25	- 26.5%
In Contracts	45	42	- 6.7%	45	42	- 6.7%
Average Sales Price*	\$231,396	\$336,974	+ 45.6%	\$231,396	\$336,974	+ 45.6%
Median Sales Price*	\$225,500	\$250,000	+ 10.9%	\$225,500	\$250,000	+ 10.9%
Average Price Per Square Foot*	\$125.08	\$165.75	+ 32.5%	\$125.08	\$165.75	+ 32.5%
Percent of Original List Price Received*	98.2%	97.6%	- 0.6%	98.2%	97.6%	- 0.6%
Percent of Last List Price Received*	98.3%	100.5%	+ 2.2%	98.3%	100.5%	+ 2.2%
Days on Market Until Sale	28	29	+ 3.6%	28	29	+ 3.6%
New Listings	28	37	+ 32.1%	28	37	+ 32.1%
Median List Price of New Listings	\$217,450	\$219,000	+ 0.7%	\$217,450	\$219,000	+ 0.7%
Median List Price at Time of Sale	\$234,250	\$249,000	+ 6.3%	\$234,250	\$249,000	+ 6.3%
Inventory of Homes for Sale	16	30	+ 87.5%	—	—	—
Months Supply of Inventory	0.4	0.7	+ 75.0%	—	—	—

* Does not account for sale concessions and/or downpayment assistance. | Percent changes are calculated using rounded figures and can sometimes look extreme due to small sample size.

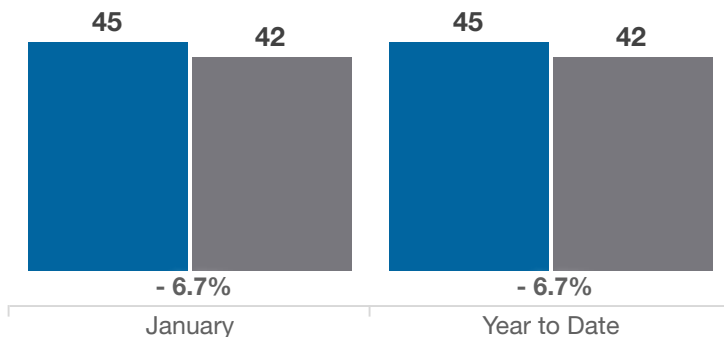
Closed Sales

■ 2021 ■ 2022



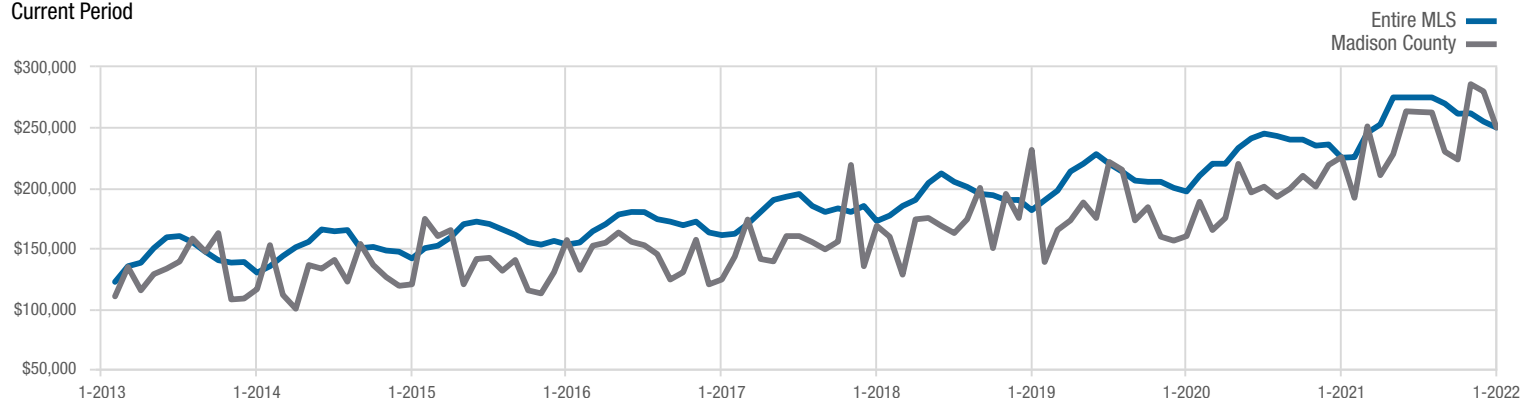
In Contracts

■ 2021 ■ 2022



Median Sales Price

Current Period



Each data point represents the median sales price in a given month.

Local Market Update – January 2022

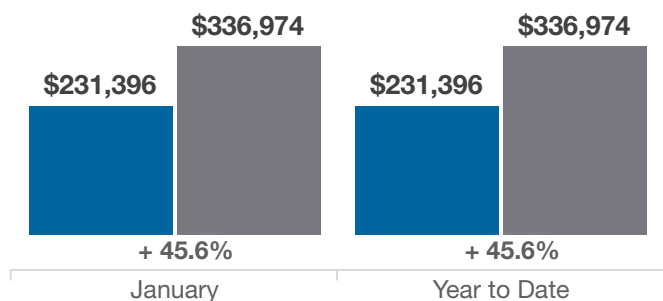
A RESEARCH TOOL PROVIDED BY THE COLUMBUS REALTORS®
BASED ON RESIDENTIAL LISTING DATA ONLY



Madison County

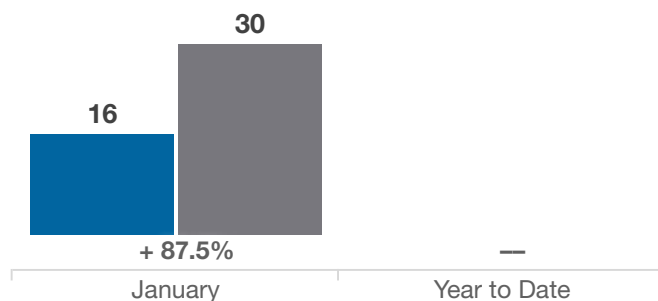
Average Sales Price

■ 2021 ■ 2022



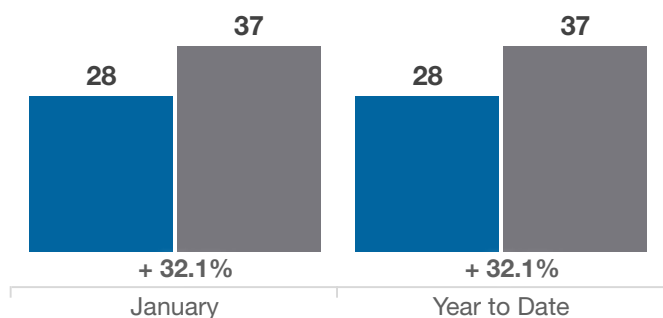
Inventory of Homes for Sale

■ 2021 ■ 2022



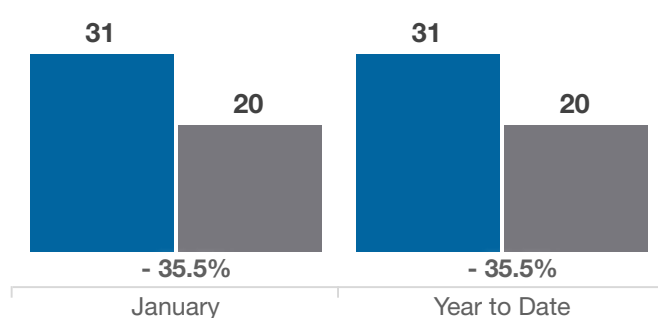
New Listings

■ 2021 ■ 2022



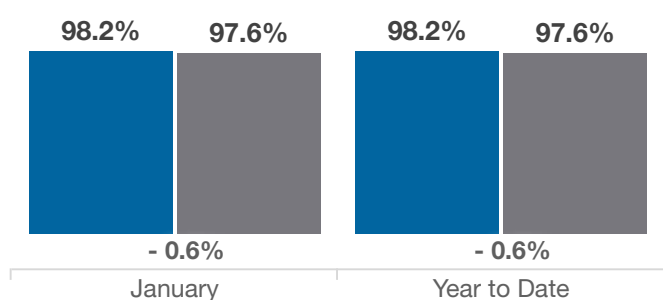
Single Family Sales

■ 2021 ■ 2022



Pct. Of Orig. List Price Received

■ 2021 ■ 2022



Condo Sales

■ 2021 ■ 2022

