

Local Market Update – January 2022

A RESEARCH TOOL PROVIDED BY THE COLUMBUS REALTORS®
BASED ON RESIDENTIAL LISTING DATA ONLY



Marysville Exempted Village School District

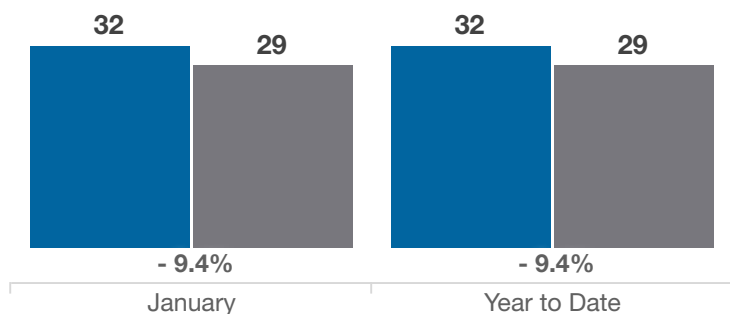
Union County

Key Metrics	January			Year to Date		
	2021	2022	% Change	Thru 1-2021	Thru 1-2022	% Change
Closed Sales	32	29	- 9.4%	32	29	- 9.4%
In Contracts	43	37	- 14.0%	43	37	- 14.0%
Average Sales Price*	\$254,363	\$312,364	+ 22.8%	\$254,363	\$312,364	+ 22.8%
Median Sales Price*	\$247,000	\$272,612	+ 10.4%	\$247,000	\$272,612	+ 10.4%
Average Price Per Square Foot*	\$132.53	\$172.34	+ 30.0%	\$132.53	\$172.34	+ 30.0%
Percent of Original List Price Received*	99.5%	99.7%	+ 0.2%	99.5%	99.7%	+ 0.2%
Percent of Last List Price Received*	99.9%	100.3%	+ 0.4%	99.9%	100.3%	+ 0.4%
Days on Market Until Sale	14	13	- 7.1%	14	13	- 7.1%
New Listings	33	27	- 18.2%	33	27	- 18.2%
Median List Price of New Listings	\$318,815	\$324,500	+ 1.8%	\$318,815	\$324,500	+ 1.8%
Median List Price at Time of Sale	\$247,407	\$271,900	+ 9.9%	\$247,407	\$271,900	+ 9.9%
Inventory of Homes for Sale	22	17	- 22.7%	—	—	—
Months Supply of Inventory	0.5	0.4	- 20.0%	—	—	—

* Does not account for sale concessions and/or downpayment assistance. | Percent changes are calculated using rounded figures and can sometimes look extreme due to small sample size.

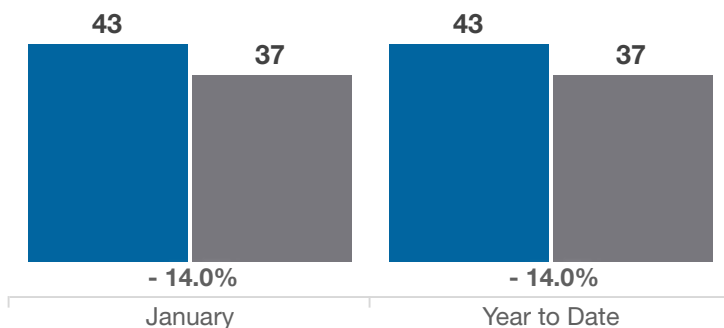
Closed Sales

■ 2021 ■ 2022



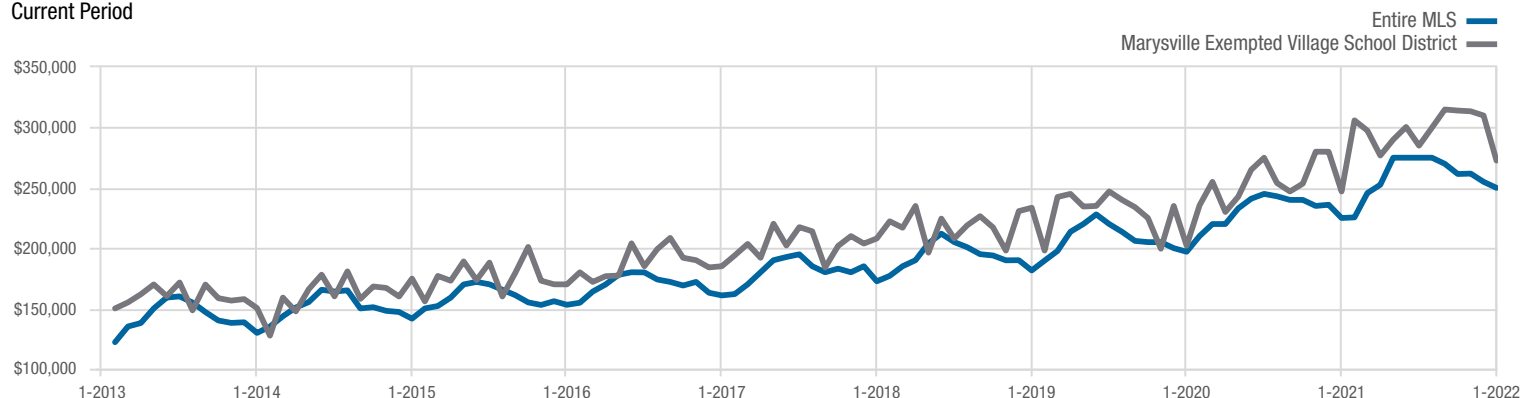
In Contracts

■ 2021 ■ 2022



Median Sales Price

Current Period



Each data point represents the median sales price in a given month.

Local Market Update – January 2022

A RESEARCH TOOL PROVIDED BY THE COLUMBUS REALTORS®
BASED ON RESIDENTIAL LISTING DATA ONLY

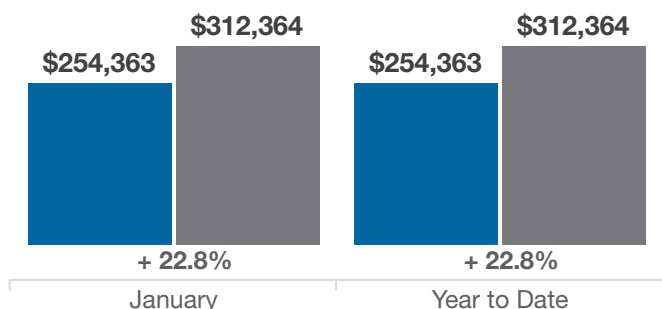


Marysville Exempted Village School District

Union County

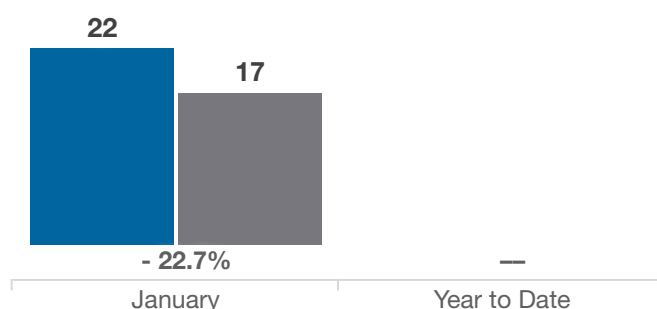
Average Sales Price

■ 2021 ■ 2022



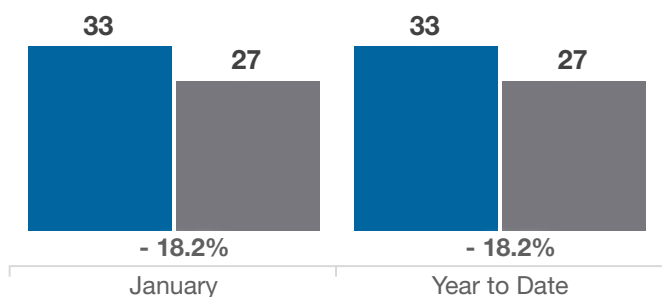
Inventory of Homes for Sale

■ 2021 ■ 2022



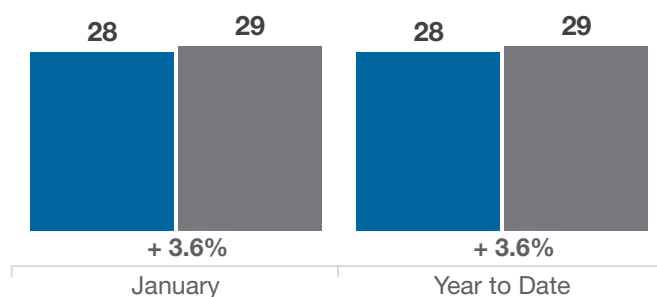
New Listings

■ 2021 ■ 2022



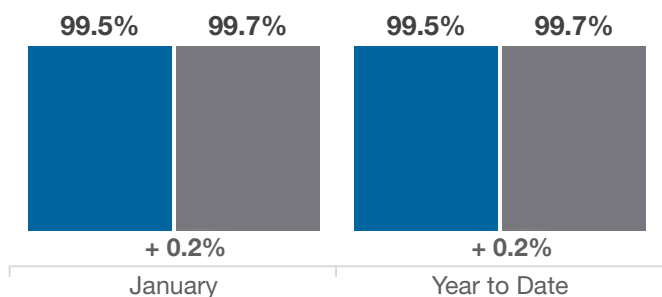
Single Family Sales

■ 2021 ■ 2022



Pct. Of Orig. List Price Received

■ 2021 ■ 2022



Condo Sales

■ 2021 ■ 2022

