

# Local Market Update – January 2022

A RESEARCH TOOL PROVIDED BY THE COLUMBUS REALTORS®  
BASED ON RESIDENTIAL LISTING DATA ONLY



## Minerva Park (Corp.)

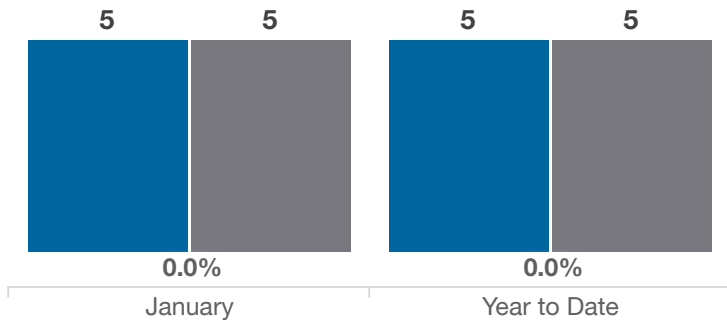
Franklin County

Key Metrics	January			Year to Date		
	2021	2022	% Change	Thru 1-2021	Thru 1-2022	% Change
Closed Sales	5	5	0.0%	5	5	0.0%
In Contracts	5	1	- 80.0%	5	1	- 80.0%
Average Sales Price*	\$269,580	\$261,700	- 2.9%	\$269,580	\$261,700	- 2.9%
Median Sales Price*	\$300,000	\$280,000	- 6.7%	\$300,000	\$280,000	- 6.7%
Average Price Per Square Foot*	\$146.79	\$174.73	+ 19.0%	\$146.79	\$174.73	+ 19.0%
Percent of Original List Price Received*	105.4%	107.3%	+ 1.8%	105.4%	107.3%	+ 1.8%
Percent of Last List Price Received*	105.4%	107.3%	+ 1.8%	105.4%	107.3%	+ 1.8%
Days on Market Until Sale	14	7	- 50.0%	14	7	- 50.0%
New Listings	2	2	0.0%	2	2	0.0%
Median List Price of New Listings	\$304,900	\$377,450	+ 23.8%	\$304,900	\$377,450	+ 23.8%
Median List Price at Time of Sale	\$299,000	\$269,900	- 9.7%	\$299,000	\$269,900	- 9.7%
Inventory of Homes for Sale	1	2	+ 100.0%	—	—	—
Months Supply of Inventory	0.3	0.5	+ 66.7%	—	—	—

\* Does not account for sale concessions and/or downpayment assistance. | Percent changes are calculated using rounded figures and can sometimes look extreme due to small sample size.

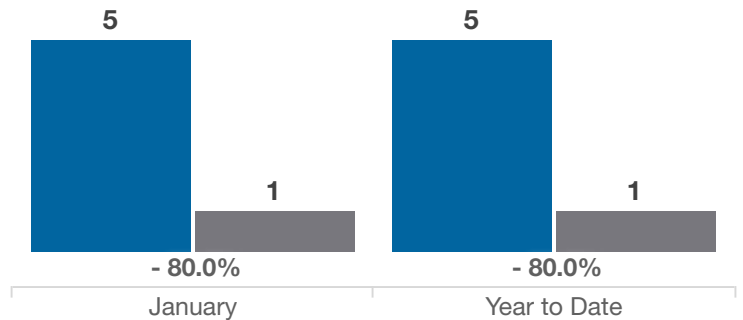
### Closed Sales

■ 2021 ■ 2022



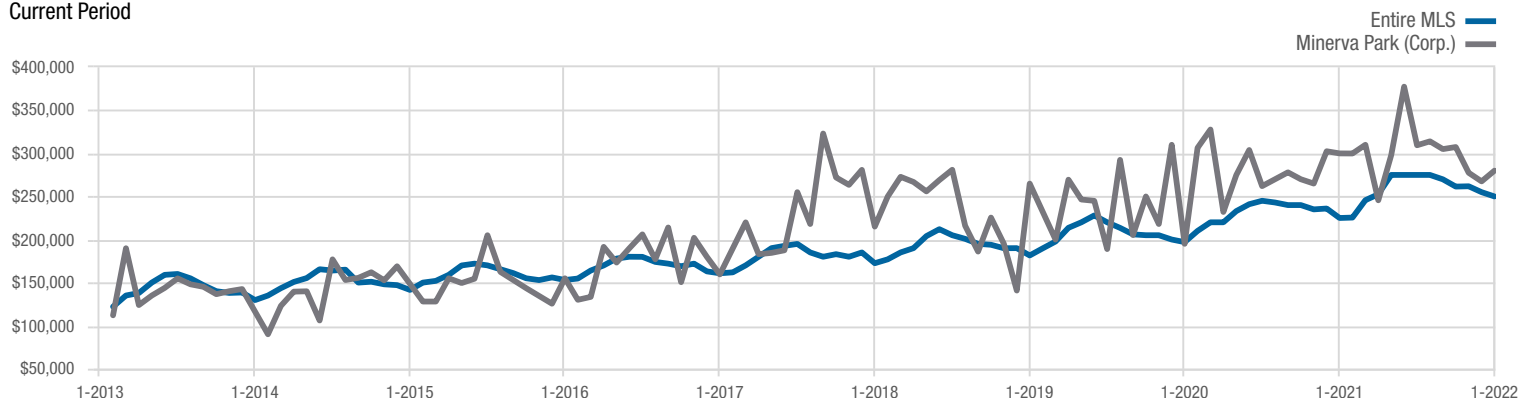
### In Contracts

■ 2021 ■ 2022



### Median Sales Price

Current Period



Each data point represents the median sales price in a given month.

# Local Market Update – January 2022

A RESEARCH TOOL PROVIDED BY THE COLUMBUS REALTORS®  
BASED ON RESIDENTIAL LISTING DATA ONLY

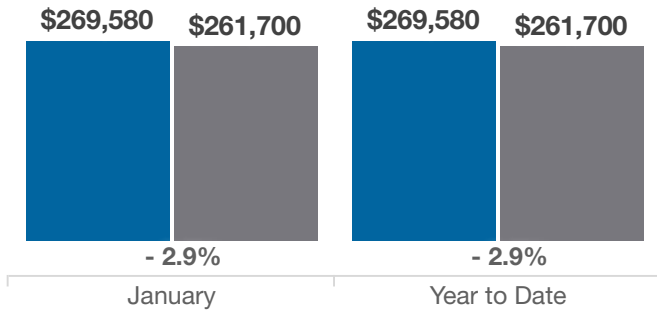


## Minerva Park (Corp.)

Franklin County

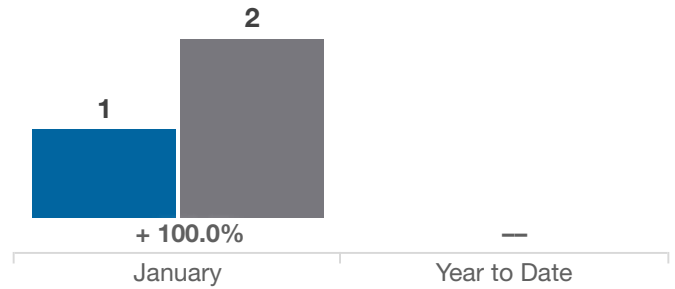
### Average Sales Price

■ 2021 ■ 2022



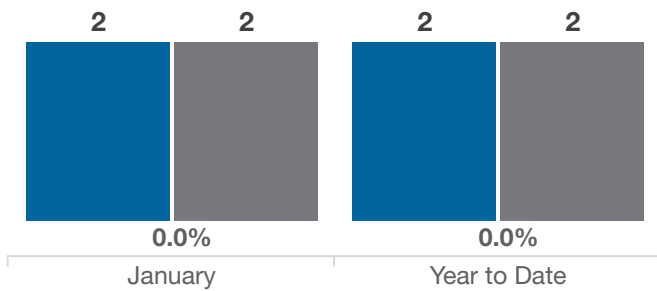
### Inventory of Homes for Sale

■ 2021 ■ 2022



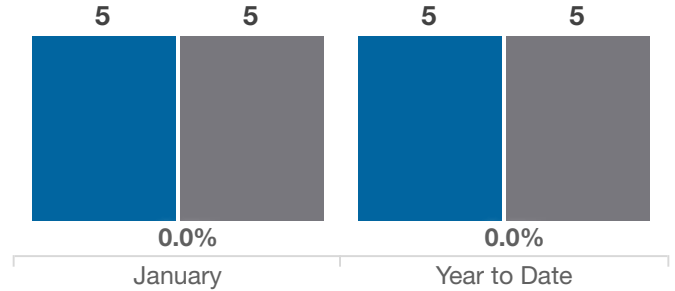
### New Listings

■ 2021 ■ 2022



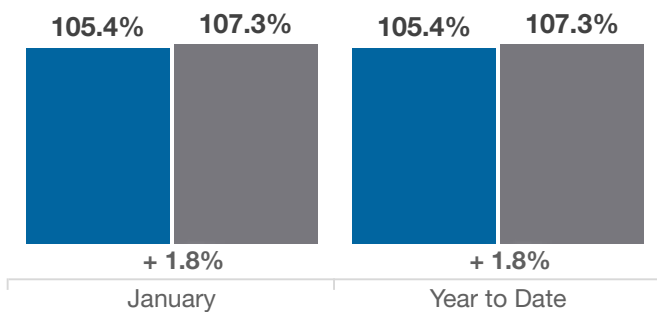
### Single Family Sales

■ 2021 ■ 2022



### Pct. Of Orig. List Price Received

■ 2021 ■ 2022



### Condo Sales

■ 2021 ■ 2022

