

Local Market Update – January 2022

A RESEARCH TOOL PROVIDED BY THE COLUMBUS REALTORS®
BASED ON RESIDENTIAL LISTING DATA ONLY



Obetz (Corp.)

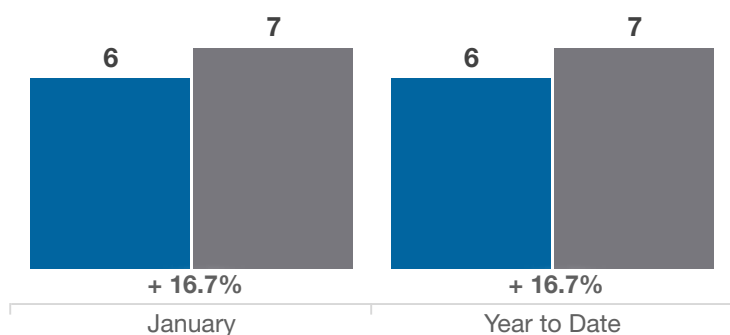
Franklin County

| Key Metrics | January | | | Year to Date | | |
|--|-----------|-----------|----------|--------------|-------------|----------|
| | 2021 | 2022 | % Change | Thru 1-2021 | Thru 1-2022 | % Change |
| Closed Sales | 6 | 7 | + 16.7% | 6 | 7 | + 16.7% |
| In Contracts | 6 | 14 | + 133.3% | 6 | 14 | + 133.3% |
| Average Sales Price* | \$260,825 | \$223,762 | - 14.2% | \$260,825 | \$223,762 | - 14.2% |
| Median Sales Price* | \$234,000 | \$225,750 | - 3.5% | \$234,000 | \$225,750 | - 3.5% |
| Average Price Per Square Foot* | \$132.90 | \$140.24 | + 5.5% | \$132.90 | \$140.24 | + 5.5% |
| Percent of Original List Price Received* | 100.0% | 104.7% | + 4.7% | 100.0% | 104.7% | + 4.7% |
| Percent of Last List Price Received* | 100.0% | 105.7% | + 5.7% | 100.0% | 105.7% | + 5.7% |
| Days on Market Until Sale | 12 | 17 | + 41.7% | 12 | 17 | + 41.7% |
| New Listings | 8 | 19 | + 137.5% | 8 | 19 | + 137.5% |
| Median List Price of New Listings | \$273,438 | \$379,900 | + 38.9% | \$273,438 | \$379,900 | + 38.9% |
| Median List Price at Time of Sale | \$230,740 | \$196,000 | - 15.1% | \$230,740 | \$196,000 | - 15.1% |
| Inventory of Homes for Sale | 8 | 17 | + 112.5% | — | — | — |
| Months Supply of Inventory | 0.9 | 1.6 | + 77.8% | — | — | — |

* Does not account for sale concessions and/or downpayment assistance. | Percent changes are calculated using rounded figures and can sometimes look extreme due to small sample size.

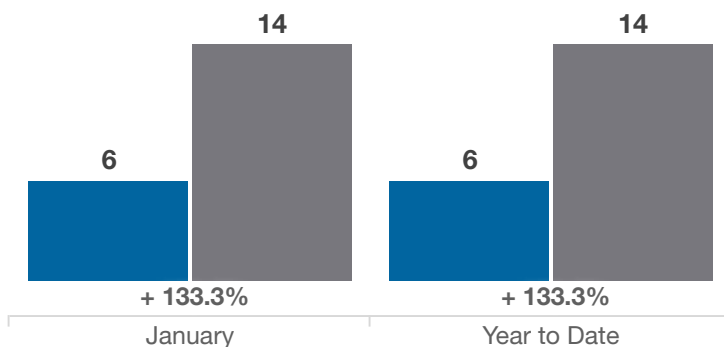
Closed Sales

■ 2021 ■ 2022



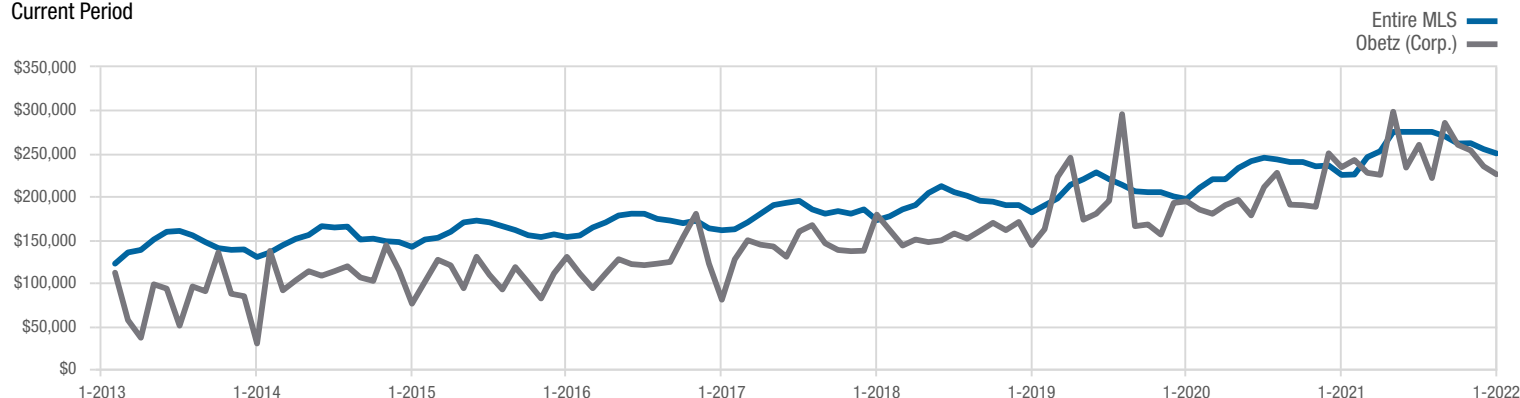
In Contracts

■ 2021 ■ 2022



Median Sales Price

Current Period



Each data point represents the median sales price in a given month.

Local Market Update – January 2022

A RESEARCH TOOL PROVIDED BY THE COLUMBUS REALTORS®
BASED ON RESIDENTIAL LISTING DATA ONLY

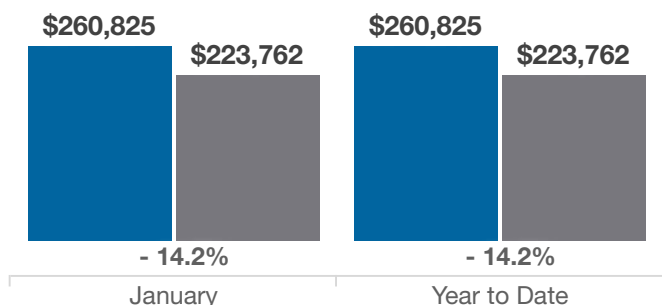


Obetz (Corp.)

Franklin County

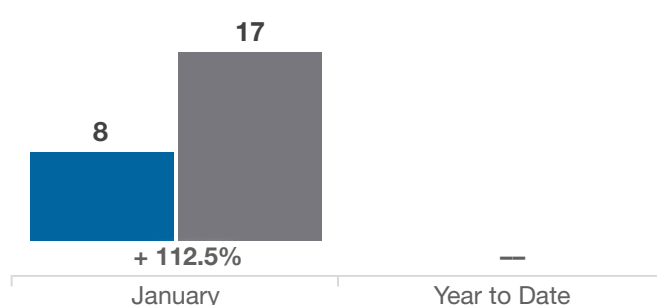
Average Sales Price

■ 2021 ■ 2022



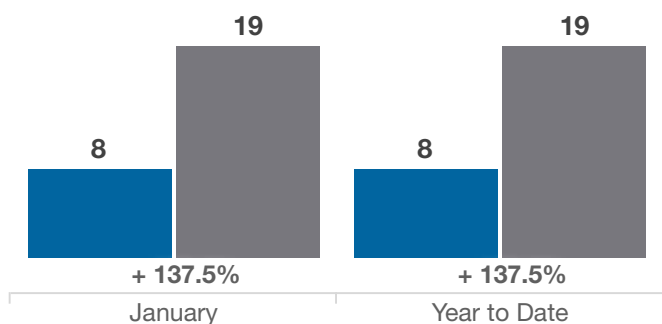
Inventory of Homes for Sale

■ 2021 ■ 2022



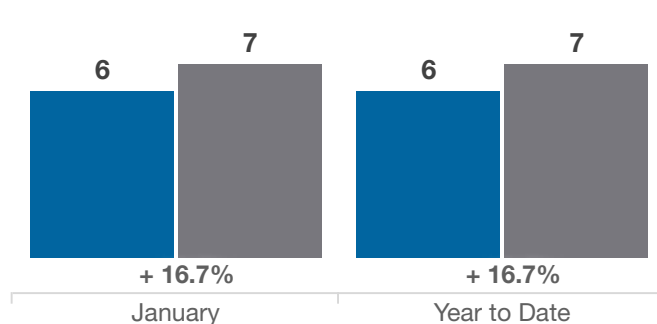
New Listings

■ 2021 ■ 2022



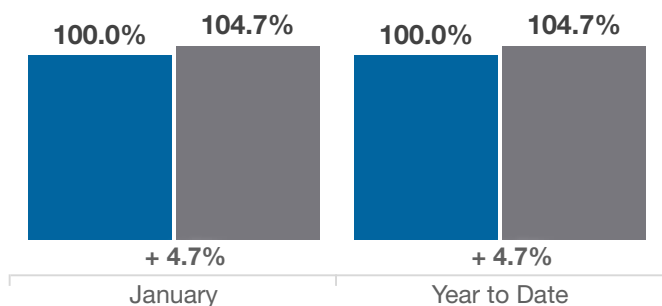
Single Family Sales

■ 2021 ■ 2022



Pct. Of Orig. List Price Received

■ 2021 ■ 2022



Condo Sales

■ 2021 ■ 2022

