

Local Market Update – January 2022

A RESEARCH TOOL PROVIDED BY THE COLUMBUS REALTORS®
BASED ON RESIDENTIAL LISTING DATA ONLY



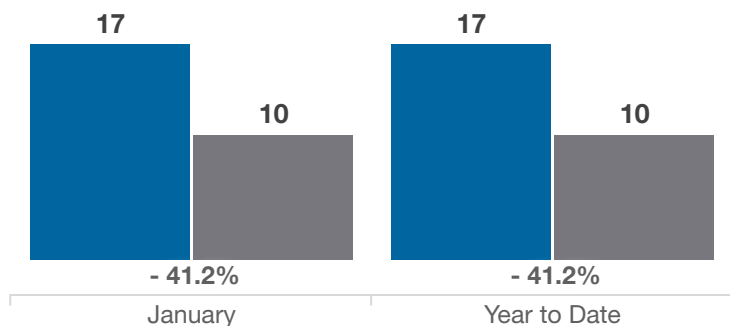
Perry County

Key Metrics	January			Year to Date		
	2021	2022	% Change	Thru 1-2021	Thru 1-2022	% Change
Closed Sales	17	10	- 41.2%	17	10	- 41.2%
In Contracts	21	16	- 23.8%	21	16	- 23.8%
Average Sales Price*	\$219,053	\$229,334	+ 4.7%	\$219,053	\$229,334	+ 4.7%
Median Sales Price*	\$159,900	\$206,500	+ 29.1%	\$159,900	\$206,500	+ 29.1%
Average Price Per Square Foot*	\$106.20	\$156.33	+ 47.2%	\$106.20	\$156.33	+ 47.2%
Percent of Original List Price Received*	93.4%	98.5%	+ 5.5%	93.4%	98.5%	+ 5.5%
Percent of Last List Price Received*	93.5%	99.9%	+ 6.8%	93.5%	99.9%	+ 6.8%
Days on Market Until Sale	40	18	- 55.0%	40	18	- 55.0%
New Listings	20	11	- 45.0%	20	11	- 45.0%
Median List Price of New Listings	\$144,900	\$179,900	+ 24.2%	\$144,900	\$179,900	+ 24.2%
Median List Price at Time of Sale	\$159,900	\$209,900	+ 31.3%	\$159,900	\$209,900	+ 31.3%
Inventory of Homes for Sale	27	24	- 11.1%	—	—	—
Months Supply of Inventory	1.4	1.1	- 21.4%	—	—	—

* Does not account for sale concessions and/or downpayment assistance. | Percent changes are calculated using rounded figures and can sometimes look extreme due to small sample size.

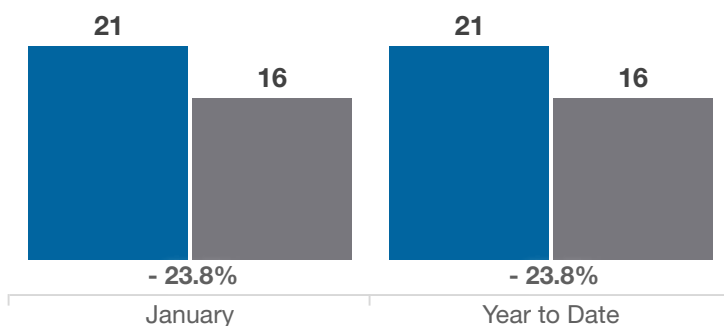
Closed Sales

■ 2021 ■ 2022



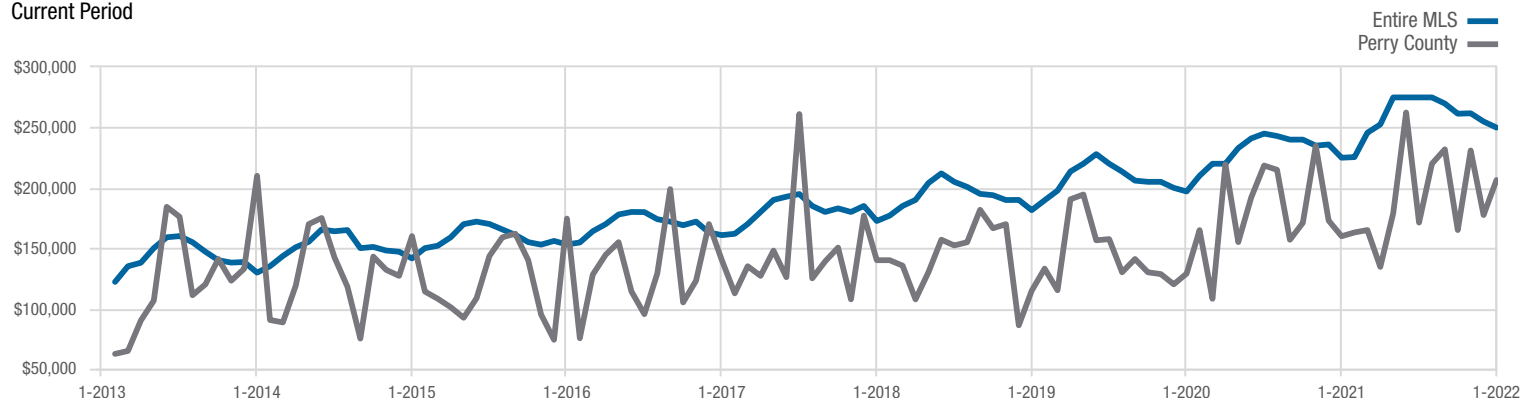
In Contracts

■ 2021 ■ 2022



Median Sales Price

Current Period



Each data point represents the median sales price in a given month.

Local Market Update – January 2022

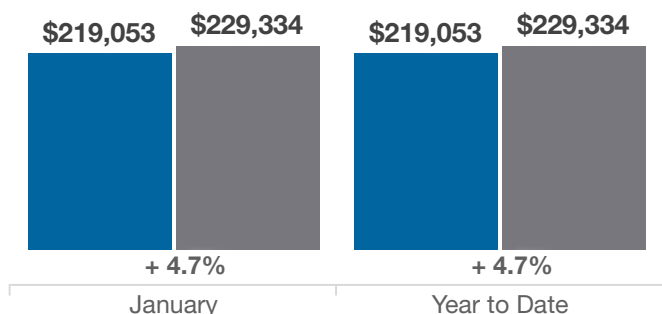
A RESEARCH TOOL PROVIDED BY THE COLUMBUS REALTORS®
BASED ON RESIDENTIAL LISTING DATA ONLY



Perry County

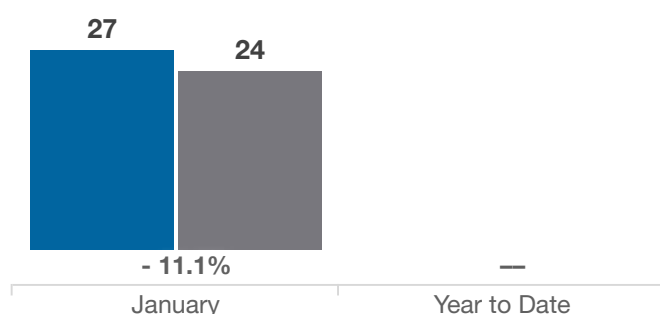
Average Sales Price

■ 2021 ■ 2022



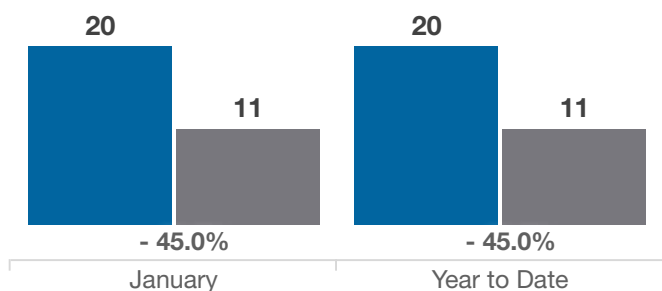
Inventory of Homes for Sale

■ 2021 ■ 2022



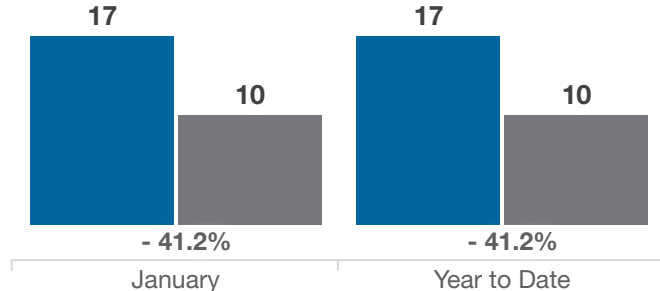
New Listings

■ 2021 ■ 2022



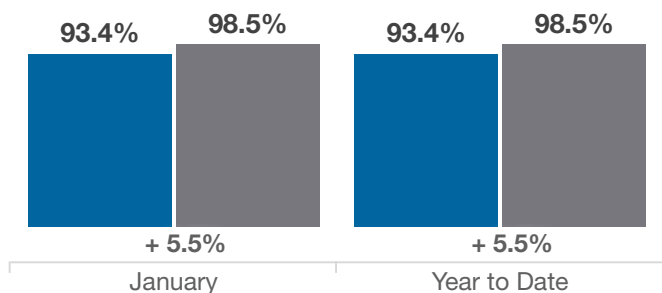
Single Family Sales

■ 2021 ■ 2022



Pct. Of Orig. List Price Received

■ 2021 ■ 2022



Condo Sales

■ 2021 ■ 2022

