

Local Market Update – January 2022

A RESEARCH TOOL PROVIDED BY THE COLUMBUS REALTORS®
BASED ON RESIDENTIAL LISTING DATA ONLY



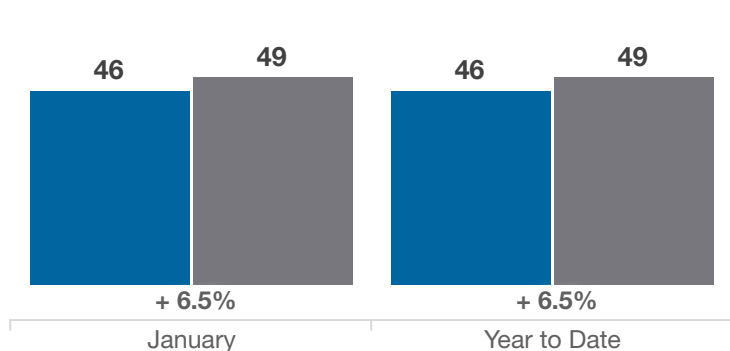
Pickaway County

| Key Metrics | January | | | Year to Date | | |
|--|-----------|-----------|----------|--------------|-------------|----------|
| | 2021 | 2022 | % Change | Thru 1-2021 | Thru 1-2022 | % Change |
| Closed Sales | 46 | 49 | + 6.5% | 46 | 49 | + 6.5% |
| In Contracts | 57 | 50 | - 12.3% | 57 | 50 | - 12.3% |
| Average Sales Price* | \$256,235 | \$288,856 | + 12.7% | \$256,235 | \$288,856 | + 12.7% |
| Median Sales Price* | \$211,700 | \$275,000 | + 29.9% | \$211,700 | \$275,000 | + 29.9% |
| Average Price Per Square Foot* | \$133.48 | \$143.78 | + 7.7% | \$133.48 | \$143.78 | + 7.7% |
| Percent of Original List Price Received* | 101.2% | 98.1% | - 3.1% | 101.2% | 98.1% | - 3.1% |
| Percent of Last List Price Received* | 102.3% | 98.5% | - 3.7% | 102.3% | 98.5% | - 3.7% |
| Days on Market Until Sale | 17 | 33 | + 94.1% | 17 | 33 | + 94.1% |
| New Listings | 47 | 57 | + 21.3% | 47 | 57 | + 21.3% |
| Median List Price of New Listings | \$259,900 | \$324,900 | + 25.0% | \$259,900 | \$324,900 | + 25.0% |
| Median List Price at Time of Sale | \$210,400 | \$282,500 | + 34.3% | \$210,400 | \$282,500 | + 34.3% |
| Inventory of Homes for Sale | 37 | 68 | + 83.8% | — | — | — |
| Months Supply of Inventory | 0.6 | 1.0 | + 66.7% | — | — | — |

* Does not account for sale concessions and/or downpayment assistance. | Percent changes are calculated using rounded figures and can sometimes look extreme due to small sample size.

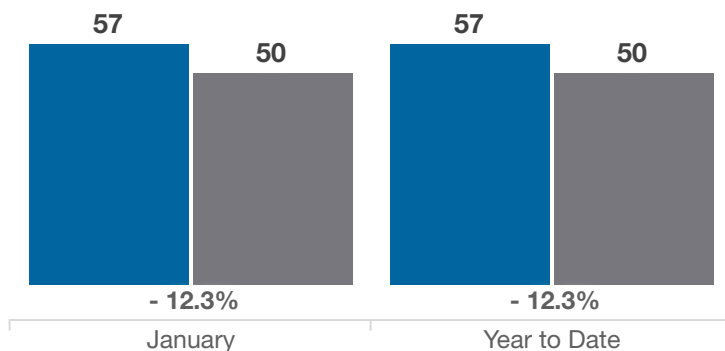
Closed Sales

■ 2021 ■ 2022



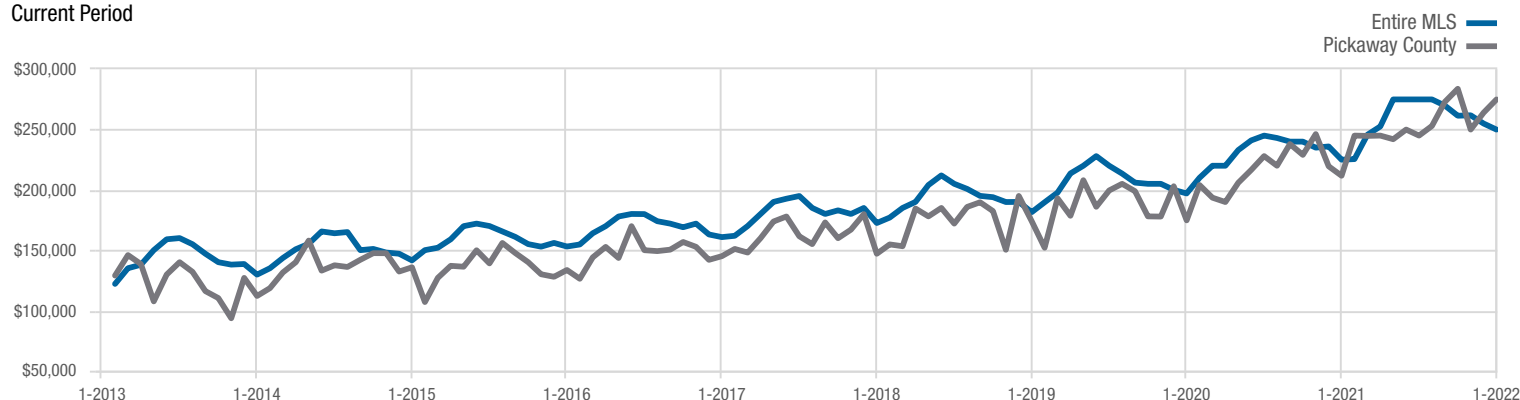
In Contracts

■ 2021 ■ 2022



Median Sales Price

Current Period



Each data point represents the median sales price in a given month.

Local Market Update – January 2022

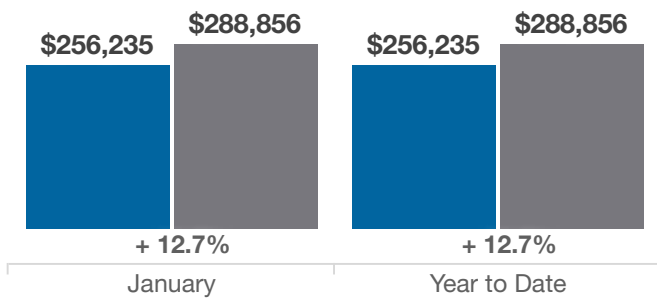
A RESEARCH TOOL PROVIDED BY THE COLUMBUS REALTORS®
BASED ON RESIDENTIAL LISTING DATA ONLY



Pickaway County

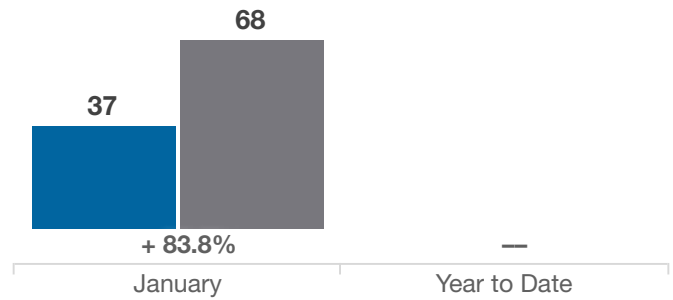
Average Sales Price

■ 2021 ■ 2022



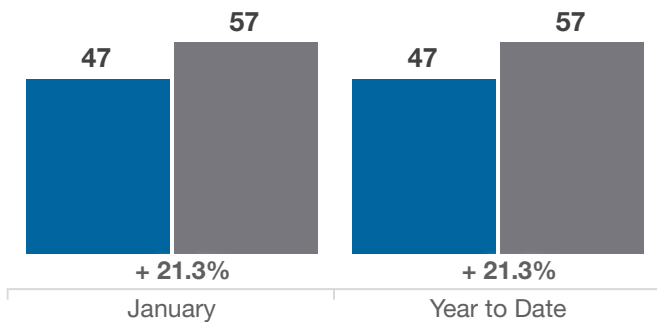
Inventory of Homes for Sale

■ 2021 ■ 2022



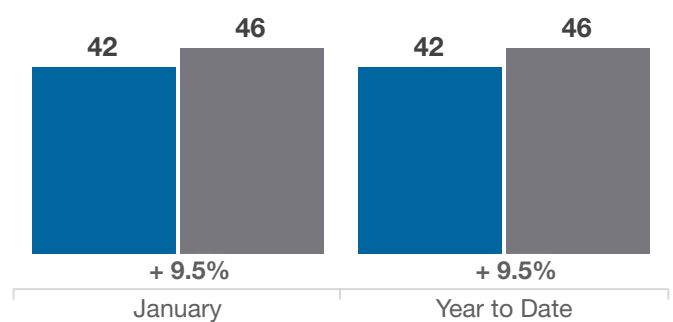
New Listings

■ 2021 ■ 2022



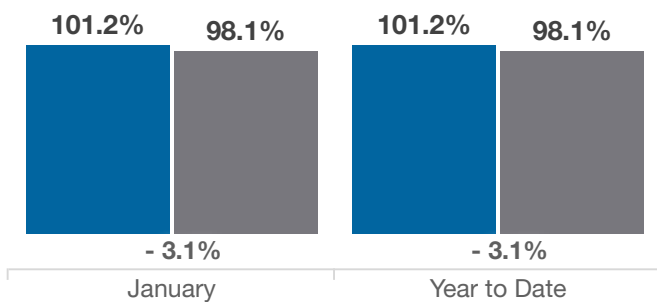
Single Family Sales

■ 2021 ■ 2022



Pct. Of Orig. List Price Received

■ 2021 ■ 2022



Condo Sales

■ 2021 ■ 2022

