

# Local Market Update – January 2022

A RESEARCH TOOL PROVIDED BY THE COLUMBUS REALTORS®  
BASED ON RESIDENTIAL LISTING DATA ONLY



## Reynoldsburg City School District

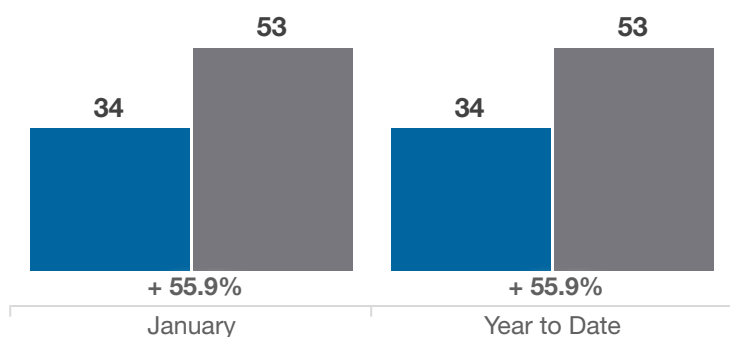
Franklin, Fairfield and Licking Counties

Key Metrics	January			Year to Date		
	2021	2022	% Change	Thru 1-2021	Thru 1-2022	% Change
Closed Sales	34	53	+ 55.9%	34	53	+ 55.9%
In Contracts	39	55	+ 41.0%	39	55	+ 41.0%
Average Sales Price*	\$203,965	\$252,338	+ 23.7%	\$203,965	\$252,338	+ 23.7%
Median Sales Price*	\$197,550	\$260,000	+ 31.6%	\$197,550	\$260,000	+ 31.6%
Average Price Per Square Foot*	\$127.87	\$152.43	+ 19.2%	\$127.87	\$152.43	+ 19.2%
Percent of Original List Price Received*	100.8%	104.3%	+ 3.5%	100.8%	104.3%	+ 3.5%
Percent of Last List Price Received*	100.8%	103.3%	+ 2.5%	100.8%	103.3%	+ 2.5%
Days on Market Until Sale	10	12	+ 20.0%	10	12	+ 20.0%
New Listings	32	42	+ 31.3%	32	42	+ 31.3%
Median List Price of New Listings	\$209,500	\$214,900	+ 2.6%	\$209,500	\$214,900	+ 2.6%
Median List Price at Time of Sale	\$192,400	\$258,900	+ 34.6%	\$192,400	\$258,900	+ 34.6%
Inventory of Homes for Sale	16	12	- 25.0%	—	—	—
Months Supply of Inventory	0.3	0.2	- 33.3%	—	—	—

\* Does not account for sale concessions and/or downpayment assistance. | Percent changes are calculated using rounded figures and can sometimes look extreme due to small sample size.

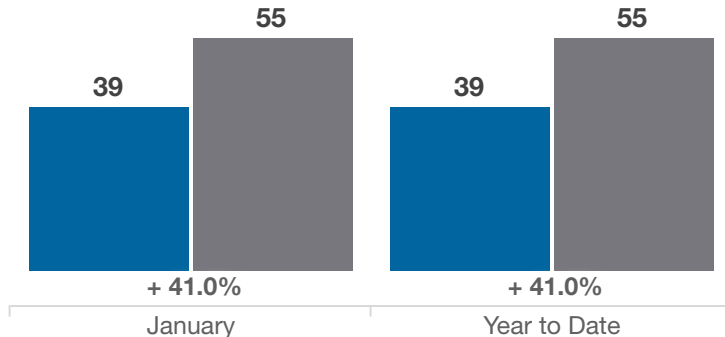
### Closed Sales

■ 2021 ■ 2022



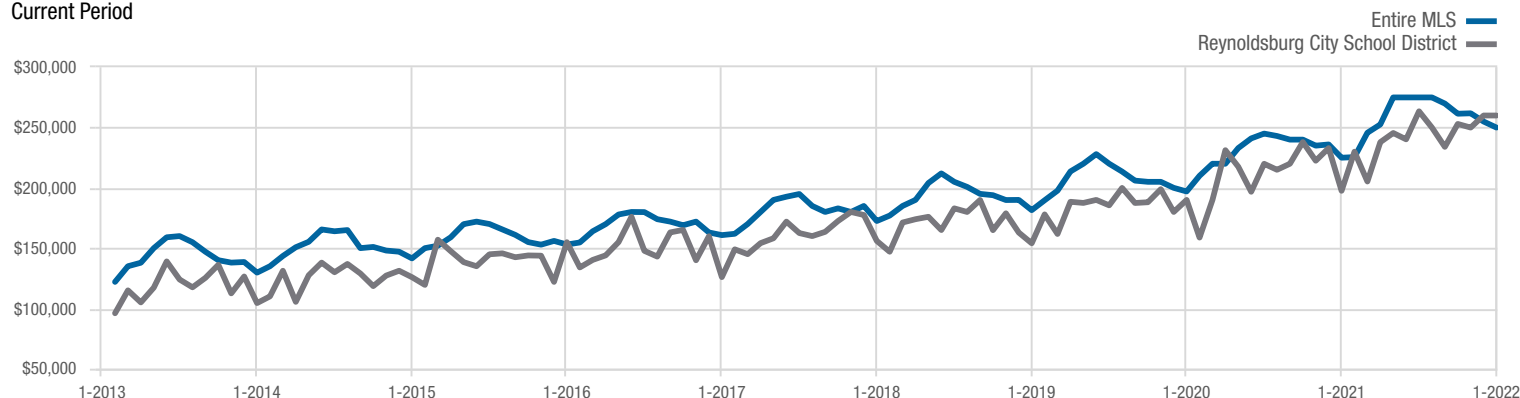
### In Contracts

■ 2021 ■ 2022



### Median Sales Price

Current Period



Each data point represents the median sales price in a given month.

# Local Market Update – January 2022

A RESEARCH TOOL PROVIDED BY THE COLUMBUS REALTORS®  
BASED ON RESIDENTIAL LISTING DATA ONLY

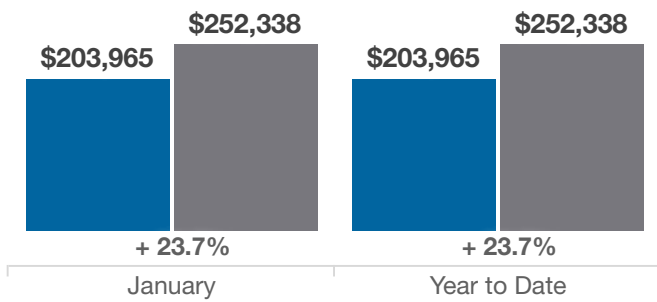


## Reynoldsburg City School District

Franklin, Fairfield and Licking Counties

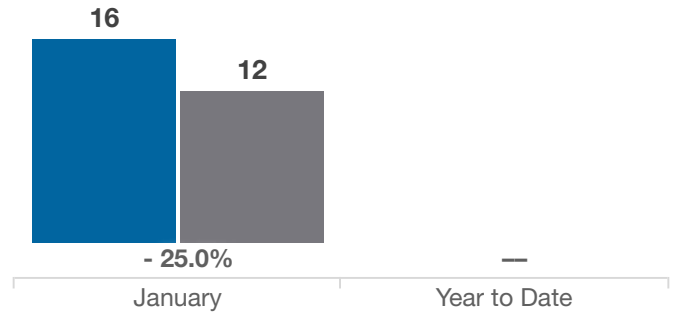
### Average Sales Price

■ 2021 ■ 2022



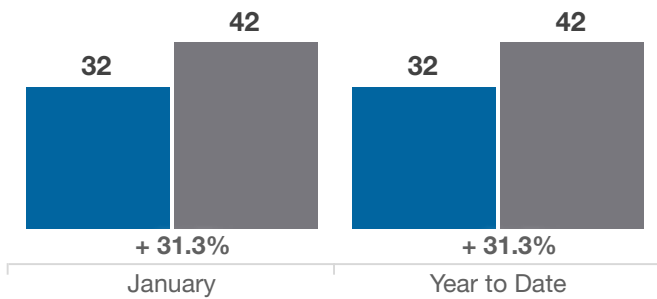
### Inventory of Homes for Sale

■ 2021 ■ 2022



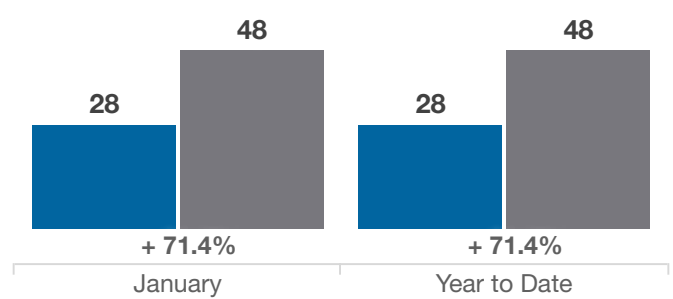
### New Listings

■ 2021 ■ 2022



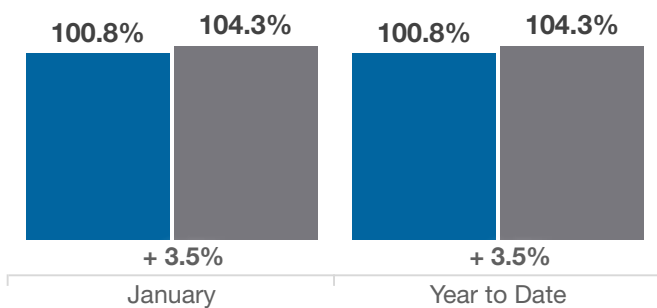
### Single Family Sales

■ 2021 ■ 2022



### Pct. Of Orig. List Price Received

■ 2021 ■ 2022



### Condo Sales

■ 2021 ■ 2022

