

Local Market Update – January 2022

A RESEARCH TOOL PROVIDED BY THE COLUMBUS REALTORS®
BASED ON RESIDENTIAL LISTING DATA ONLY



Short North Area (43201)

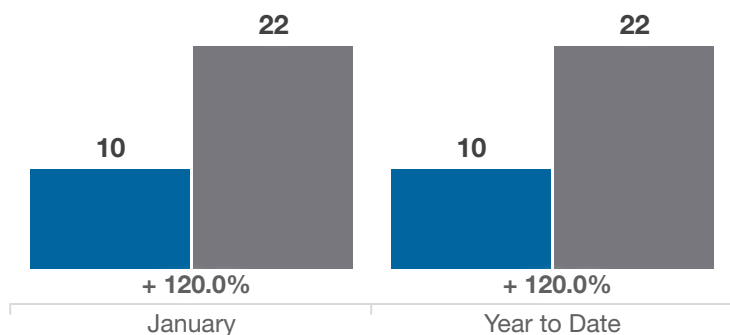
Franklin County

Key Metrics	January			Year to Date		
	2021	2022	% Change	Thru 1-2021	Thru 1-2022	% Change
Closed Sales	10	22	+ 120.0%	10	22	+ 120.0%
In Contracts	31	26	- 16.1%	31	26	- 16.1%
Average Sales Price*	\$360,830	\$400,719	+ 11.1%	\$360,830	\$400,719	+ 11.1%
Median Sales Price*	\$298,700	\$396,000	+ 32.6%	\$298,700	\$396,000	+ 32.6%
Average Price Per Square Foot*	\$240.52	\$261.82	+ 8.9%	\$240.52	\$261.82	+ 8.9%
Percent of Original List Price Received*	94.8%	97.9%	+ 3.3%	94.8%	97.9%	+ 3.3%
Percent of Last List Price Received*	96.3%	99.3%	+ 3.1%	96.3%	99.3%	+ 3.1%
Days on Market Until Sale	35	24	- 31.4%	35	24	- 31.4%
New Listings	24	19	- 20.8%	24	19	- 20.8%
Median List Price of New Listings	\$298,500	\$449,900	+ 50.7%	\$298,500	\$449,900	+ 50.7%
Median List Price at Time of Sale	\$299,900	\$407,450	+ 35.9%	\$299,900	\$407,450	+ 35.9%
Inventory of Homes for Sale	37	29	- 21.6%	—	—	—
Months Supply of Inventory	1.5	1.1	- 26.7%	—	—	—

* Does not account for sale concessions and/or downpayment assistance. | Percent changes are calculated using rounded figures and can sometimes look extreme due to small sample size.

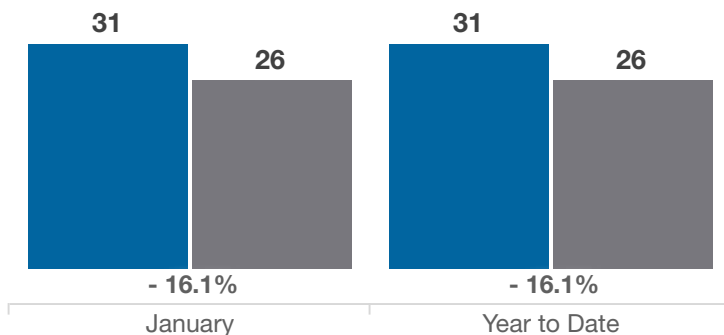
Closed Sales

■ 2021 ■ 2022



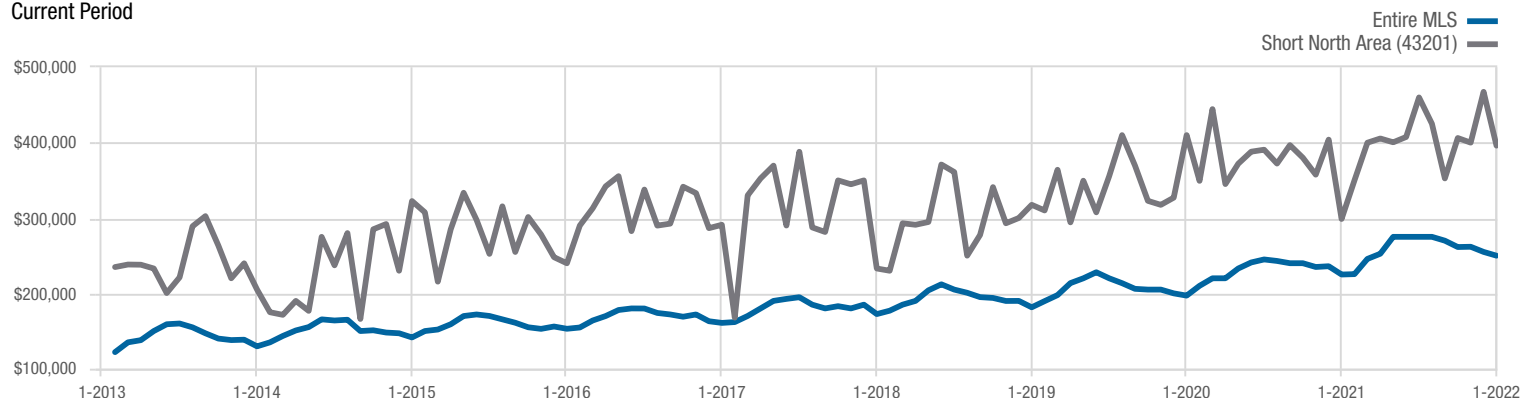
In Contracts

■ 2021 ■ 2022



Median Sales Price

Current Period



Each data point represents the median sales price in a given month.

Local Market Update – January 2022

A RESEARCH TOOL PROVIDED BY THE COLUMBUS REALTORS®
BASED ON RESIDENTIAL LISTING DATA ONLY

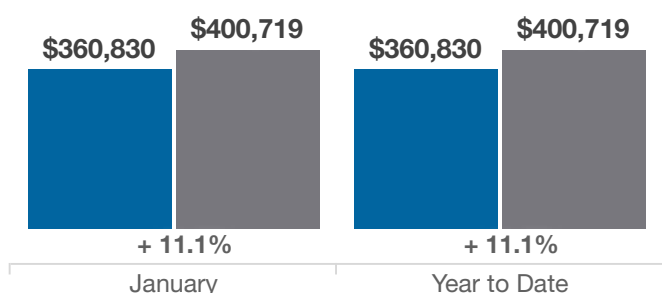


Short North Area (43201)

Franklin County

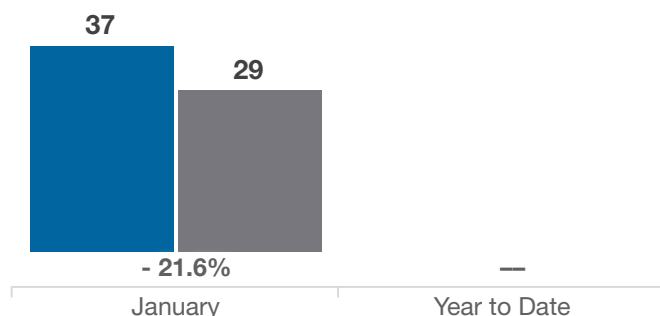
Average Sales Price

■ 2021 ■ 2022



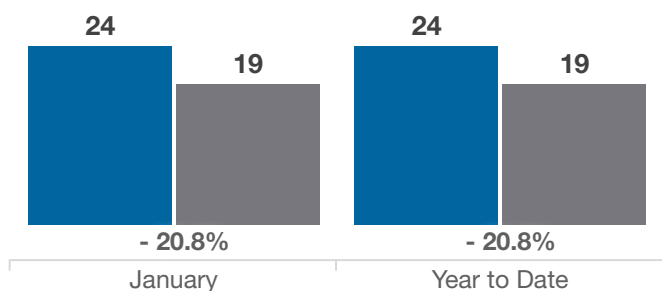
Inventory of Homes for Sale

■ 2021 ■ 2022



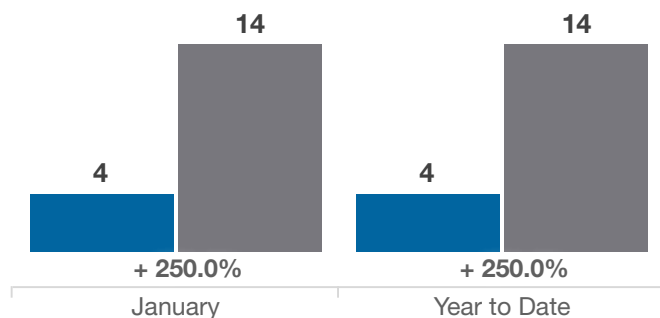
New Listings

■ 2021 ■ 2022



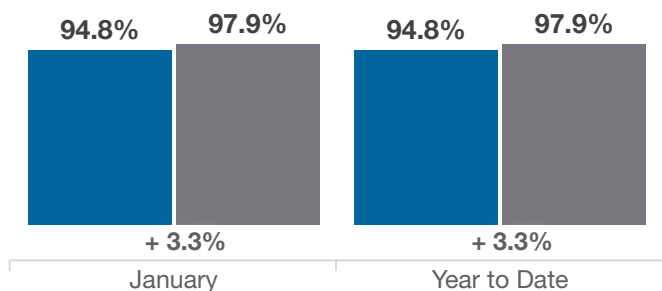
Single Family Sales

■ 2021 ■ 2022



Pct. Of Orig. List Price Received

■ 2021 ■ 2022



Condo Sales

■ 2021 ■ 2022

