

Local Market Update – January 2022

A RESEARCH TOOL PROVIDED BY THE COLUMBUS REALTORS®
BASED ON RESIDENTIAL LISTING DATA ONLY



South-Western City School District (Grove City)

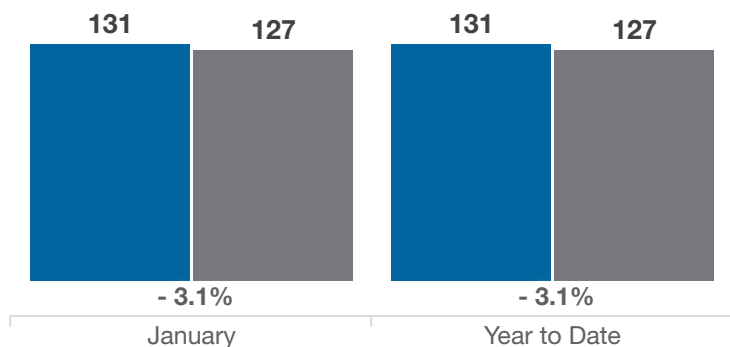
Franklin and Pickaway Counties

Key Metrics	January			Year to Date		
	2021	2022	% Change	Thru 1-2021	Thru 1-2022	% Change
Closed Sales	131	127	- 3.1%	131	127	- 3.1%
In Contracts	166	149	- 10.2%	166	149	- 10.2%
Average Sales Price*	\$227,266	\$266,625	+ 17.3%	\$227,266	\$266,625	+ 17.3%
Median Sales Price*	\$209,900	\$252,000	+ 20.1%	\$209,900	\$252,000	+ 20.1%
Average Price Per Square Foot*	\$144.47	\$164.51	+ 13.9%	\$144.47	\$164.51	+ 13.9%
Percent of Original List Price Received*	99.5%	101.1%	+ 1.6%	99.5%	101.1%	+ 1.6%
Percent of Last List Price Received*	99.9%	101.5%	+ 1.6%	99.9%	101.5%	+ 1.6%
Days on Market Until Sale	15	18	+ 20.0%	15	18	+ 20.0%
New Listings	173	128	- 26.0%	173	128	- 26.0%
Median List Price of New Listings	\$225,000	\$229,900	+ 2.2%	\$225,000	\$229,900	+ 2.2%
Median List Price at Time of Sale	\$205,000	\$245,000	+ 19.5%	\$205,000	\$245,000	+ 19.5%
Inventory of Homes for Sale	99	87	- 12.1%	—	—	—
Months Supply of Inventory	0.6	0.5	- 16.7%	—	—	—

* Does not account for sale concessions and/or downpayment assistance. | Percent changes are calculated using rounded figures and can sometimes look extreme due to small sample size.

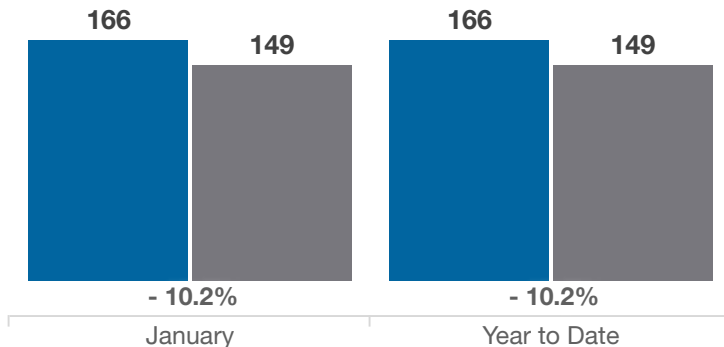
Closed Sales

■ 2021 ■ 2022



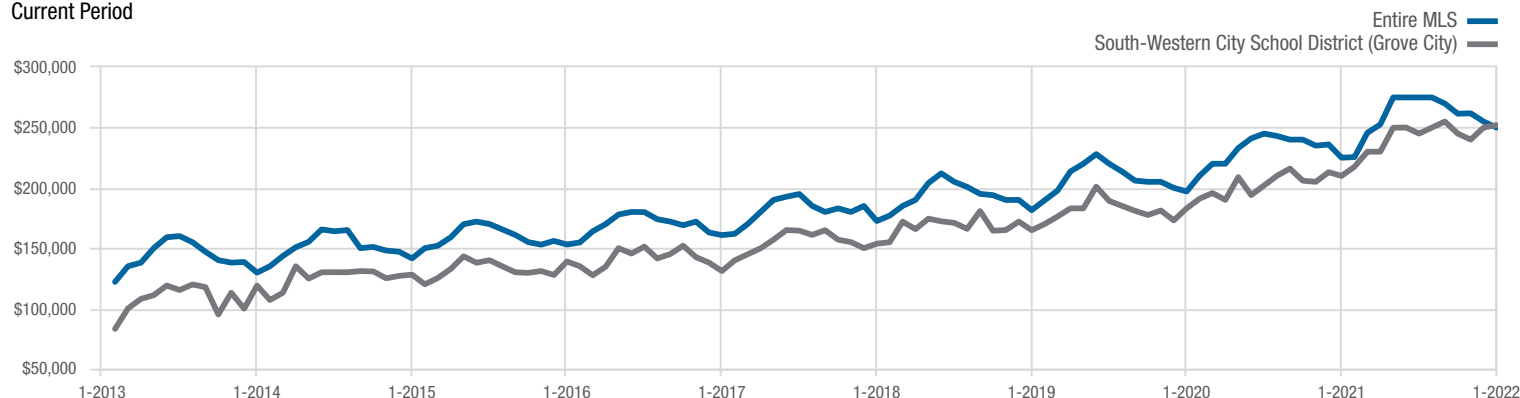
In Contracts

■ 2021 ■ 2022



Median Sales Price

Current Period



Each data point represents the median sales price in a given month.

Local Market Update – January 2022

A RESEARCH TOOL PROVIDED BY THE COLUMBUS REALTORS®
BASED ON RESIDENTIAL LISTING DATA ONLY

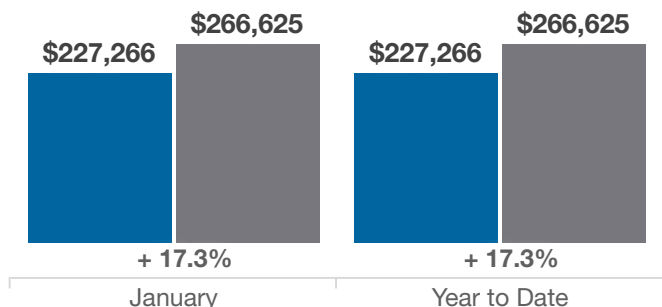


South-Western City School District (Grove City)

Franklin and Pickaway Counties

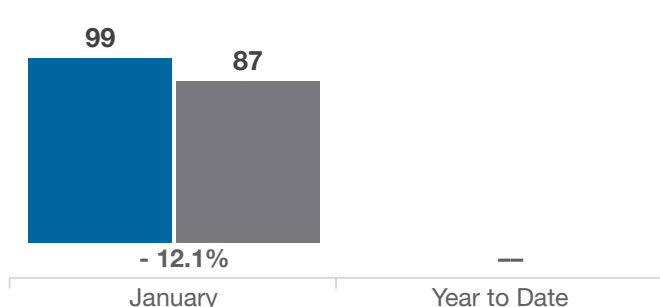
Average Sales Price

■ 2021 ■ 2022



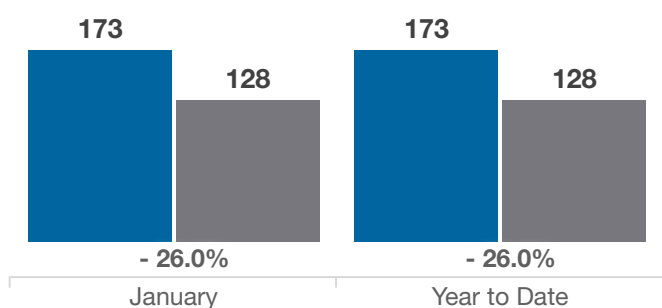
Inventory of Homes for Sale

■ 2021 ■ 2022



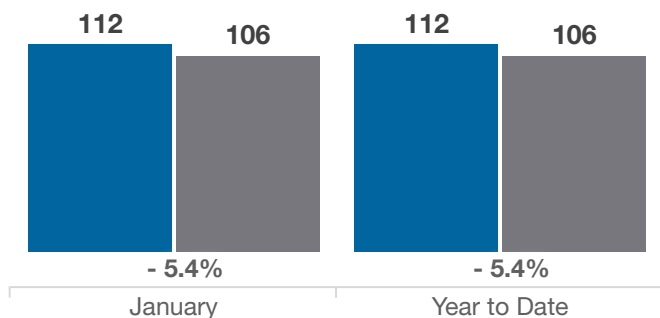
New Listings

■ 2021 ■ 2022



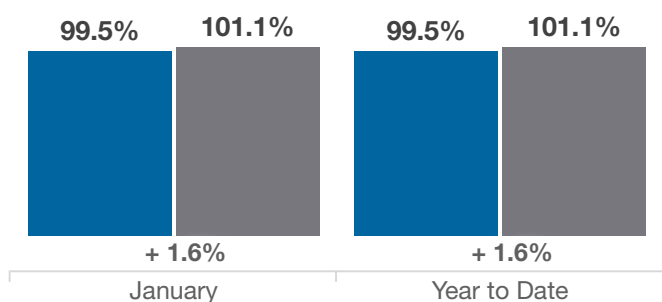
Single Family Sales

■ 2021 ■ 2022



Pct. Of Orig. List Price Received

■ 2021 ■ 2022



Condo Sales

■ 2021 ■ 2022

