

Local Market Update – January 2022

A RESEARCH TOOL PROVIDED BY THE COLUMBUS REALTORS®
BASED ON RESIDENTIAL LISTING DATA ONLY



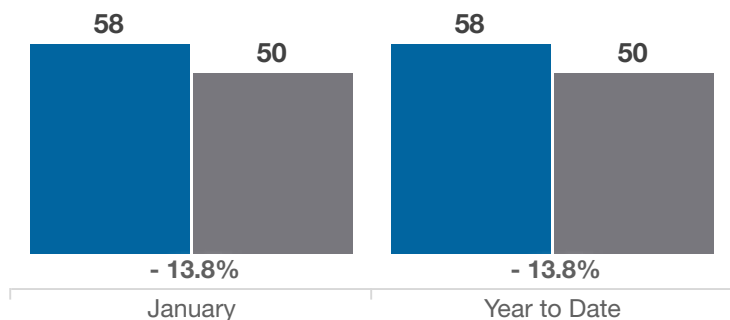
Union County

Key Metrics	January			Year to Date		
	2021	2022	% Change	Thru 1-2021	Thru 1-2022	% Change
Closed Sales	58	50	- 13.8%	58	50	- 13.8%
In Contracts	80	69	- 13.8%	80	69	- 13.8%
Average Sales Price*	\$312,742	\$329,445	+ 5.3%	\$312,742	\$329,445	+ 5.3%
Median Sales Price*	\$310,000	\$305,000	- 1.6%	\$310,000	\$305,000	- 1.6%
Average Price Per Square Foot*	\$146.08	\$170.82	+ 16.9%	\$146.08	\$170.82	+ 16.9%
Percent of Original List Price Received*	98.8%	98.4%	- 0.4%	98.8%	98.4%	- 0.4%
Percent of Last List Price Received*	99.5%	99.8%	+ 0.3%	99.5%	99.8%	+ 0.3%
Days on Market Until Sale	29	15	- 48.3%	29	15	- 48.3%
New Listings	64	58	- 9.4%	64	58	- 9.4%
Median List Price of New Listings	\$381,916	\$410,665	+ 7.5%	\$381,916	\$410,665	+ 7.5%
Median List Price at Time of Sale	\$299,450	\$307,450	+ 2.7%	\$299,450	\$307,450	+ 2.7%
Inventory of Homes for Sale	58	54	- 6.9%	—	—	—
Months Supply of Inventory	0.7	0.6	- 14.3%	—	—	—

* Does not account for sale concessions and/or downpayment assistance. | Percent changes are calculated using rounded figures and can sometimes look extreme due to small sample size.

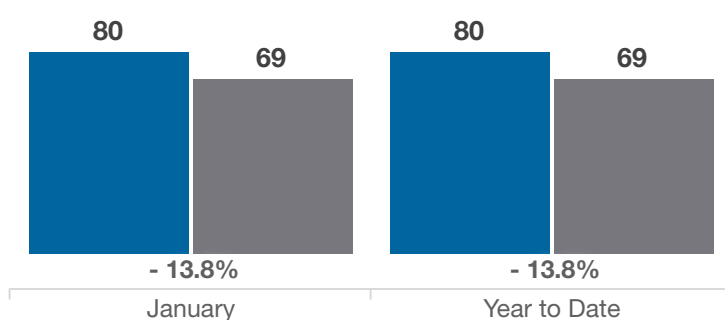
Closed Sales

■ 2021 ■ 2022



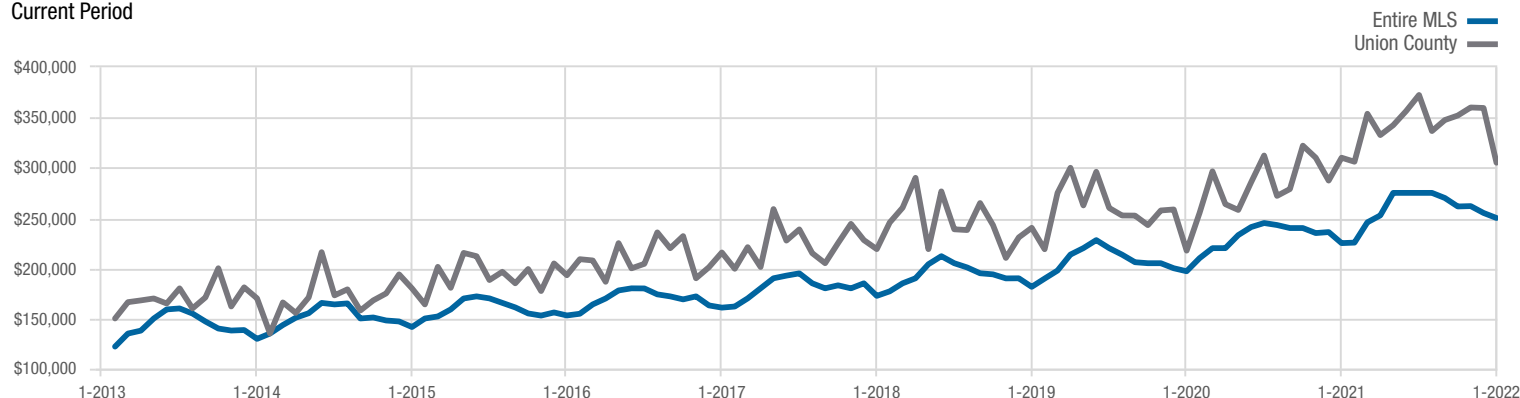
In Contracts

■ 2021 ■ 2022



Median Sales Price

Current Period



Each data point represents the median sales price in a given month.

Local Market Update – January 2022

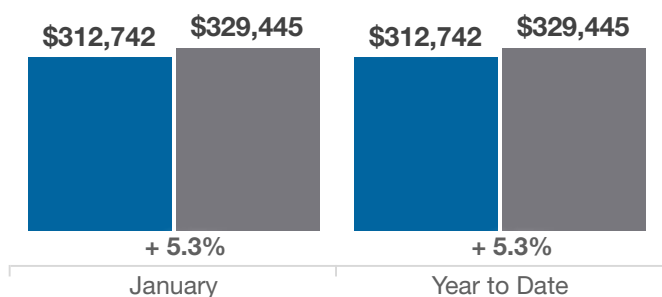
A RESEARCH TOOL PROVIDED BY THE COLUMBUS REALTORS®
BASED ON RESIDENTIAL LISTING DATA ONLY



Union County

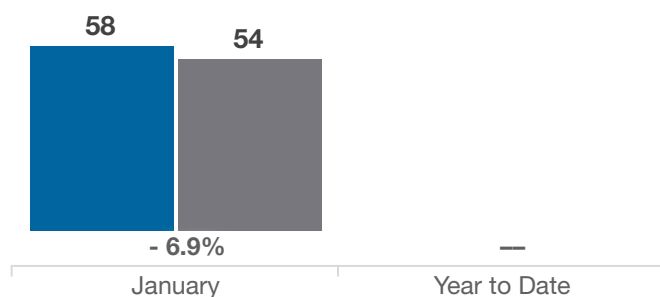
Average Sales Price

■ 2021 ■ 2022



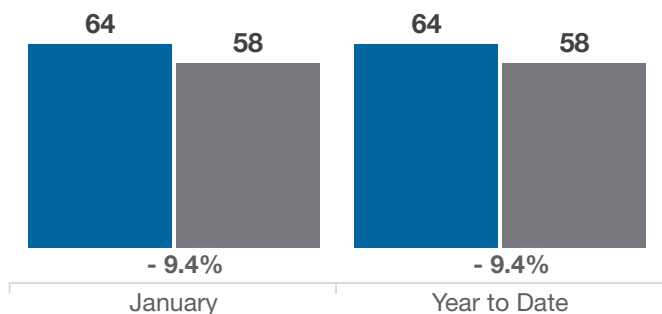
Inventory of Homes for Sale

■ 2021 ■ 2022



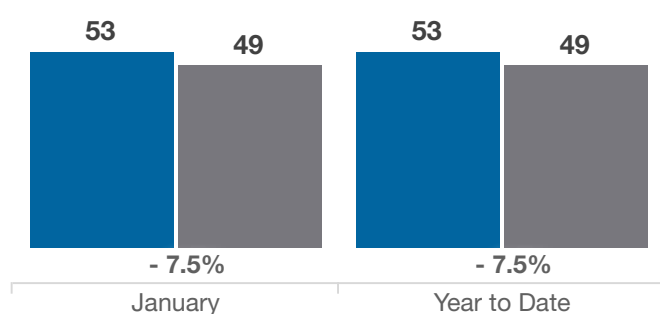
New Listings

■ 2021 ■ 2022



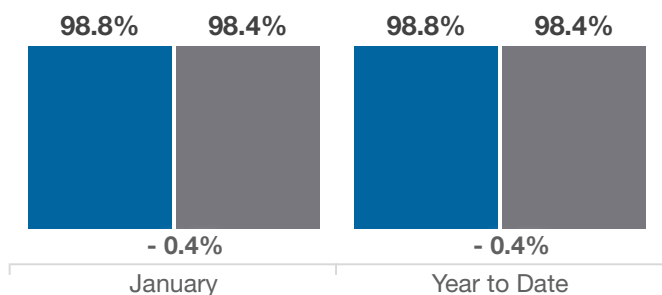
Single Family Sales

■ 2021 ■ 2022



Pct. Of Orig. List Price Received

■ 2021 ■ 2022



Condo Sales

■ 2021 ■ 2022

