

# Local Market Update – January 2022

A RESEARCH TOOL PROVIDED BY THE COLUMBUS REALTORS®  
BASED ON RESIDENTIAL LISTING DATA ONLY



## Valleyview (Corp.)

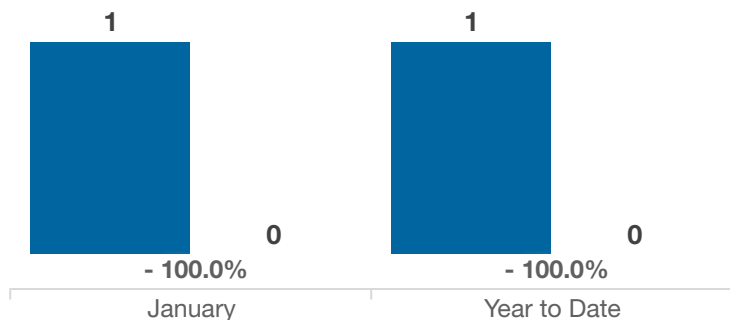
Franklin County

Key Metrics	January			Year to Date		
	2021	2022	% Change	Thru 1-2021	Thru 1-2022	% Change
Closed Sales	1	0	- 100.0%	1	0	- 100.0%
In Contracts	0	0	0.0%	0	0	0.0%
Average Sales Price*	\$120,000	—	—	\$120,000	—	—
Median Sales Price*	\$120,000	—	—	\$120,000	—	—
Average Price Per Square Foot*	\$138.89	—	—	\$138.89	—	—
Percent of Original List Price Received*	85.8%	—	—	85.8%	—	—
Percent of Last List Price Received*	85.8%	—	—	85.8%	—	—
Days on Market Until Sale	1	—	—	1	—	—
New Listings	1	0	- 100.0%	1	0	- 100.0%
Median List Price of New Listings	\$129,850	—	—	\$129,850	—	—
Median List Price at Time of Sale	\$139,800	—	—	\$139,800	—	—
Inventory of Homes for Sale	1	0	- 100.0%	—	—	—
Months Supply of Inventory	0.7	—	—	—	—	—

\* Does not account for sale concessions and/or downpayment assistance. | Percent changes are calculated using rounded figures and can sometimes look extreme due to small sample size.

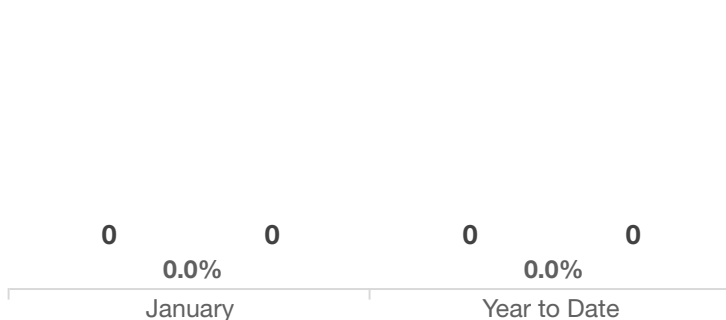
### Closed Sales

■ 2021 ■ 2022



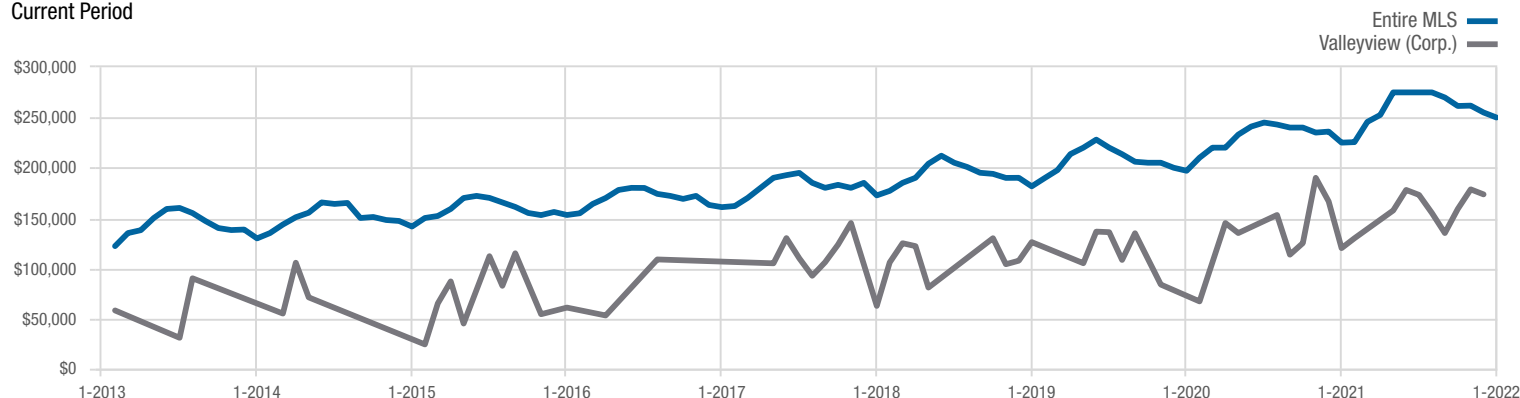
### In Contracts

■ 2021 ■ 2022



### Median Sales Price

Current Period



Each data point represents the median sales price in a given month.

# Local Market Update – January 2022

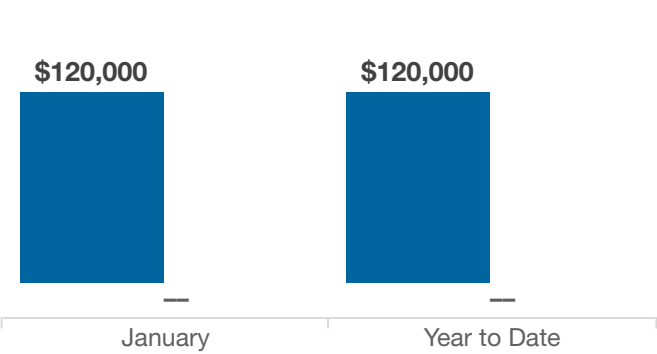
A RESEARCH TOOL PROVIDED BY THE COLUMBUS REALTORS®  
BASED ON RESIDENTIAL LISTING DATA ONLY



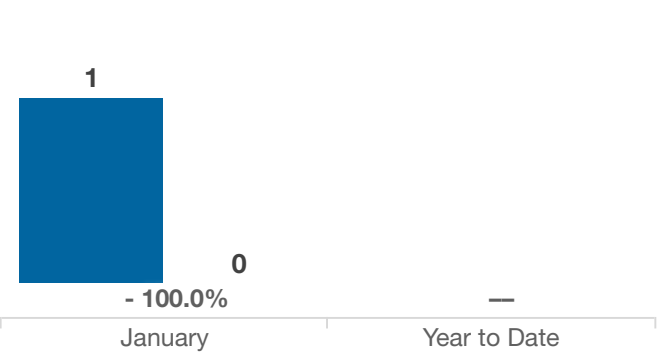
## Valleyview (Corp.)

Franklin County

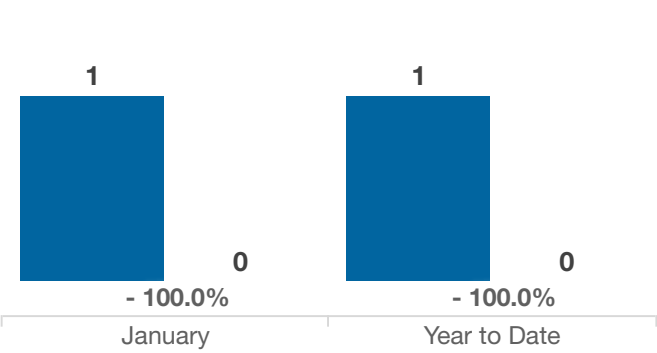
Average Sales Price



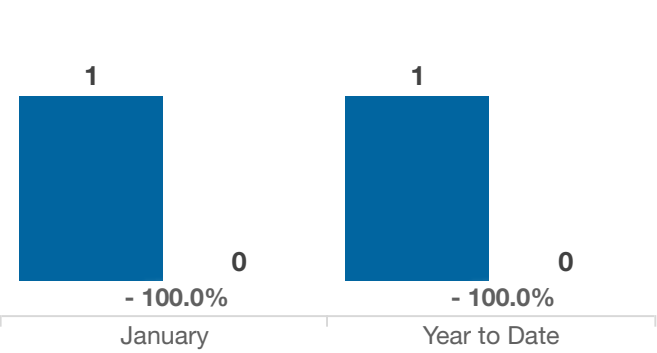
Inventory of Homes for Sale



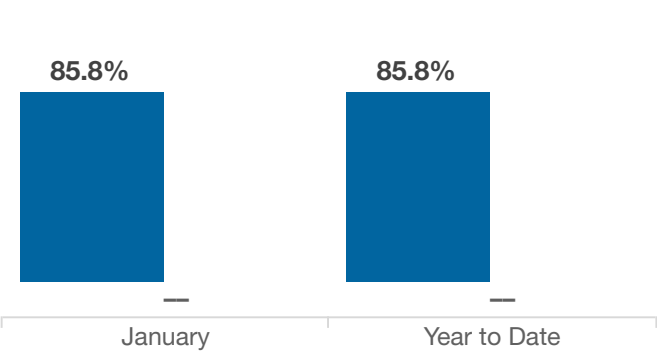
New Listings



Single Family Sales



Pct. Of Orig. List Price Received



Condo Sales

