

# Local Market Update – January 2022

A RESEARCH TOOL PROVIDED BY THE COLUMBUS REALTORS®  
BASED ON RESIDENTIAL LISTING DATA ONLY



## Westerville City School District

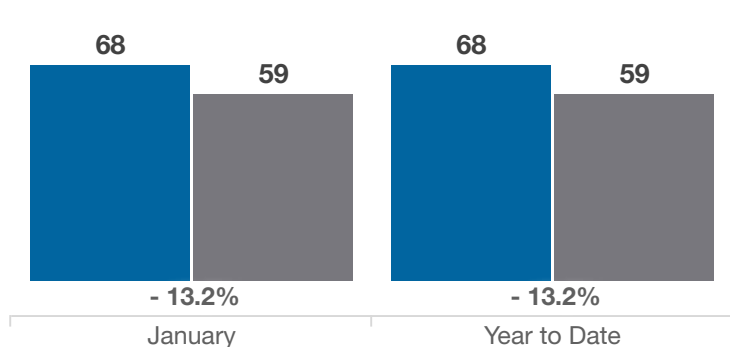
Franklin and Delaware Counties

Key Metrics	January			Year to Date		
	2021	2022	% Change	Thru 1-2021	Thru 1-2022	% Change
Closed Sales	68	59	- 13.2%	68	59	- 13.2%
In Contracts	92	94	+ 2.2%	92	94	+ 2.2%
Average Sales Price*	\$265,781	\$326,982	+ 23.0%	\$265,781	\$326,982	+ 23.0%
Median Sales Price*	\$237,500	\$300,000	+ 26.3%	\$237,500	\$300,000	+ 26.3%
Average Price Per Square Foot*	\$159.43	\$180.34	+ 13.1%	\$159.43	\$180.34	+ 13.1%
Percent of Original List Price Received*	100.8%	103.6%	+ 2.8%	100.8%	103.6%	+ 2.8%
Percent of Last List Price Received*	101.5%	103.3%	+ 1.8%	101.5%	103.3%	+ 1.8%
Days on Market Until Sale	18	7	- 61.1%	18	7	- 61.1%
New Listings	86	83	- 3.5%	86	83	- 3.5%
Median List Price of New Listings	\$249,950	\$299,900	+ 20.0%	\$249,950	\$299,900	+ 20.0%
Median List Price at Time of Sale	\$232,450	\$285,000	+ 22.6%	\$232,450	\$285,000	+ 22.6%
Inventory of Homes for Sale	39	22	- 43.6%	—	—	—
Months Supply of Inventory	0.3	0.2	- 33.3%	—	—	—

\* Does not account for sale concessions and/or downpayment assistance. | Percent changes are calculated using rounded figures and can sometimes look extreme due to small sample size.

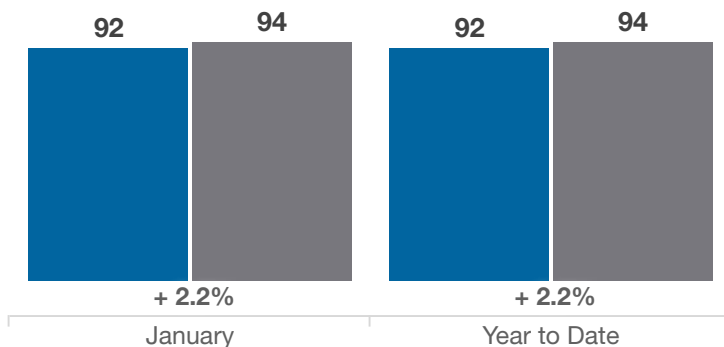
### Closed Sales

■ 2021 ■ 2022



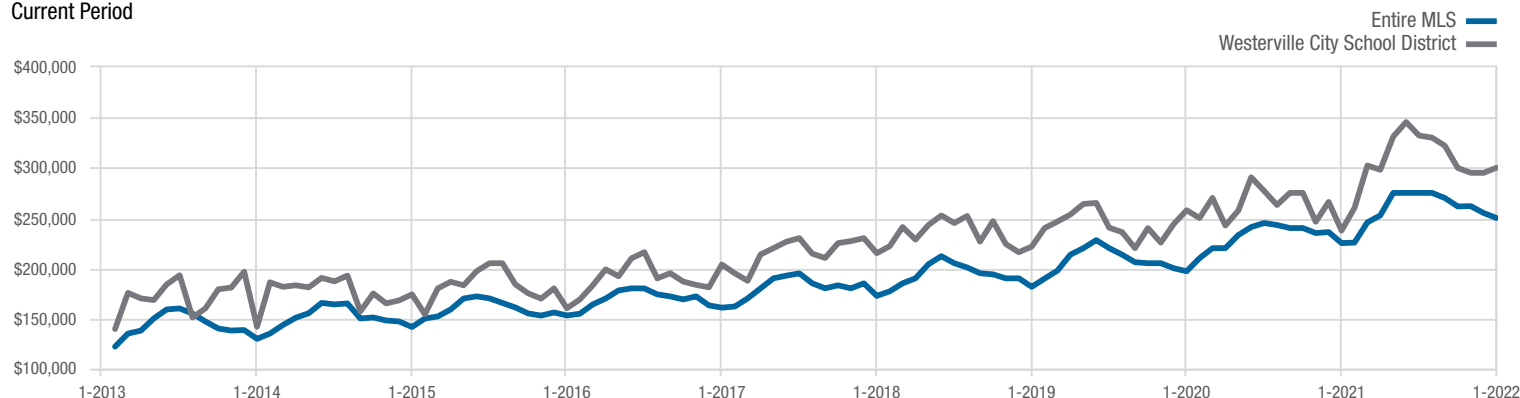
### In Contracts

■ 2021 ■ 2022



### Median Sales Price

Current Period



Each data point represents the median sales price in a given month.

# Local Market Update – January 2022

A RESEARCH TOOL PROVIDED BY THE COLUMBUS REALTORS®  
BASED ON RESIDENTIAL LISTING DATA ONLY

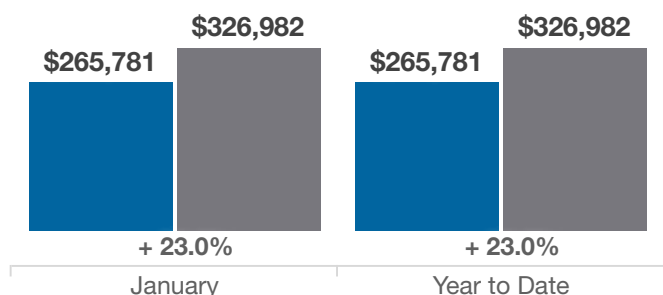


## Westerville City School District

Franklin and Delaware Counties

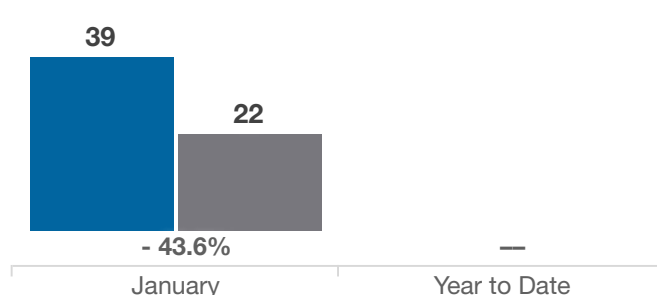
### Average Sales Price

■ 2021 ■ 2022



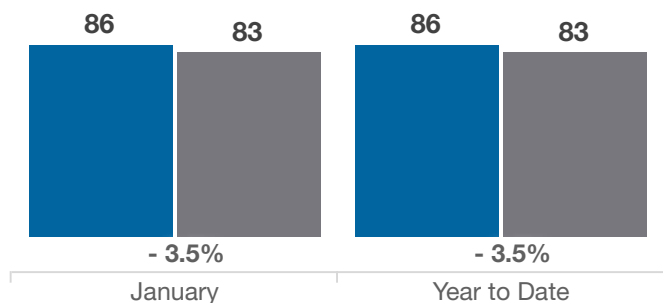
### Inventory of Homes for Sale

■ 2021 ■ 2022



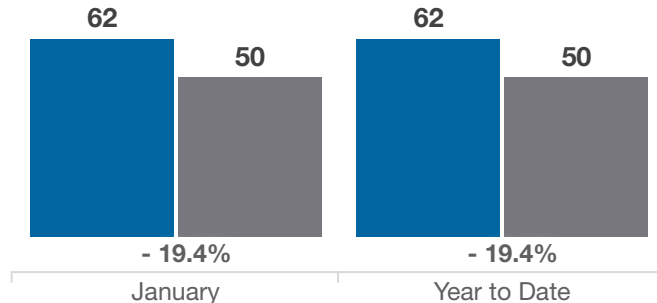
### New Listings

■ 2021 ■ 2022



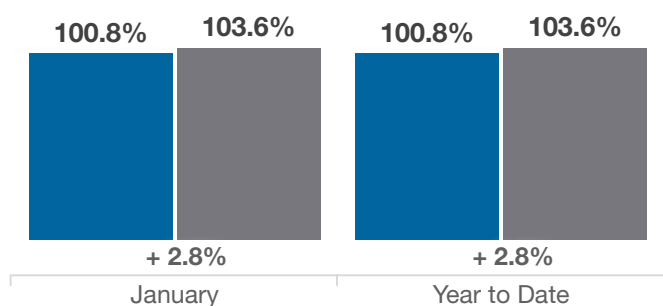
### Single Family Sales

■ 2021 ■ 2022



### Pct. Of Orig. List Price Received

■ 2021 ■ 2022



### Condo Sales

■ 2021 ■ 2022

