

Local Market Update – January 2022

A RESEARCH TOOL PROVIDED BY THE COLUMBUS REALTORS®
BASED ON RESIDENTIAL LISTING DATA ONLY



Worthington City School District

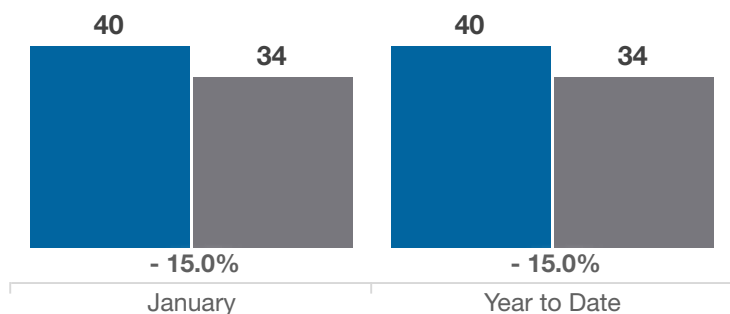
Franklin County

Key Metrics	January			Year to Date		
	2021	2022	% Change	Thru 1-2021	Thru 1-2022	% Change
Closed Sales	40	34	- 15.0%	40	34	- 15.0%
In Contracts	58	45	- 22.4%	58	45	- 22.4%
Average Sales Price*	\$294,236	\$327,822	+ 11.4%	\$294,236	\$327,822	+ 11.4%
Median Sales Price*	\$256,500	\$303,000	+ 18.1%	\$256,500	\$303,000	+ 18.1%
Average Price Per Square Foot*	\$171.67	\$201.63	+ 17.5%	\$171.67	\$201.63	+ 17.5%
Percent of Original List Price Received*	100.7%	104.7%	+ 4.0%	100.7%	104.7%	+ 4.0%
Percent of Last List Price Received*	100.7%	105.1%	+ 4.4%	100.7%	105.1%	+ 4.4%
Days on Market Until Sale	13	9	- 30.8%	13	9	- 30.8%
New Listings	51	38	- 25.5%	51	38	- 25.5%
Median List Price of New Listings	\$294,900	\$347,450	+ 17.8%	\$294,900	\$347,450	+ 17.8%
Median List Price at Time of Sale	\$252,450	\$292,400	+ 15.8%	\$252,450	\$292,400	+ 15.8%
Inventory of Homes for Sale	23	11	- 52.2%	—	—	—
Months Supply of Inventory	0.3	0.1	- 66.7%	—	—	—

* Does not account for sale concessions and/or downpayment assistance. | Percent changes are calculated using rounded figures and can sometimes look extreme due to small sample size.

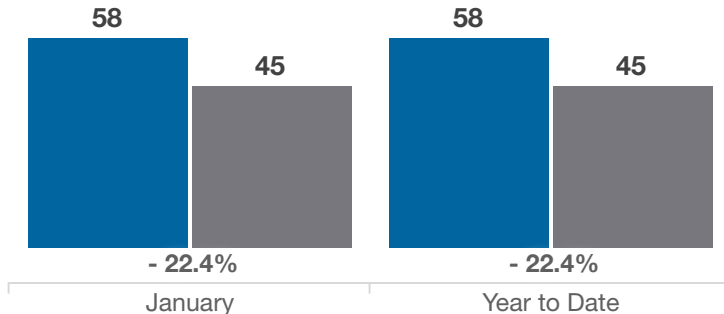
Closed Sales

■ 2021 ■ 2022



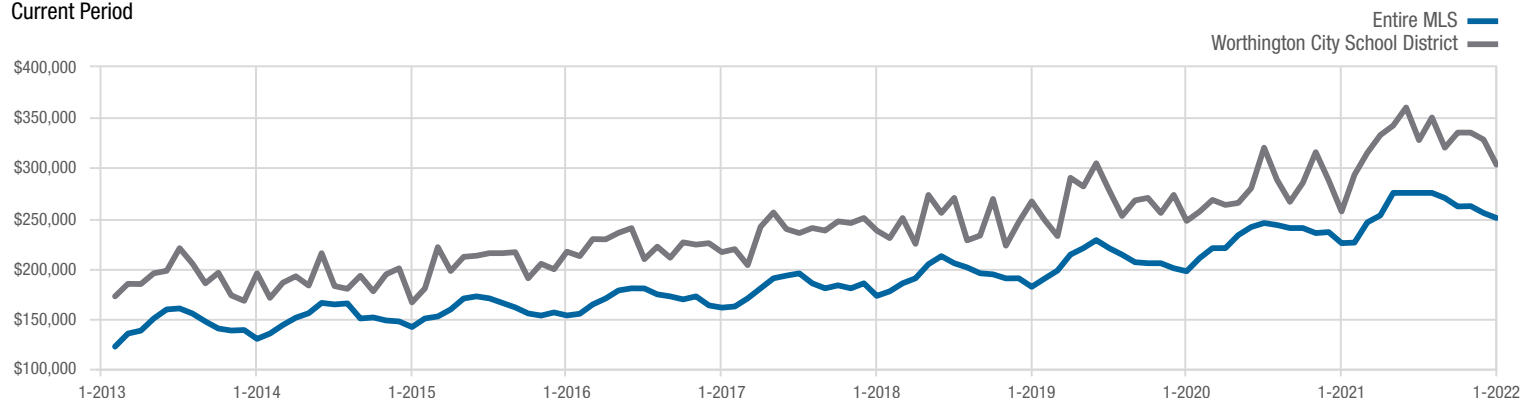
In Contracts

■ 2021 ■ 2022



Median Sales Price

Current Period



Each data point represents the median sales price in a given month.

Local Market Update – January 2022

A RESEARCH TOOL PROVIDED BY THE COLUMBUS REALTORS®
BASED ON RESIDENTIAL LISTING DATA ONLY

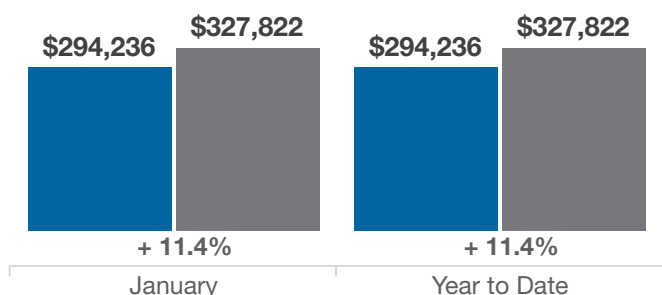


Worthington City School District

Franklin County

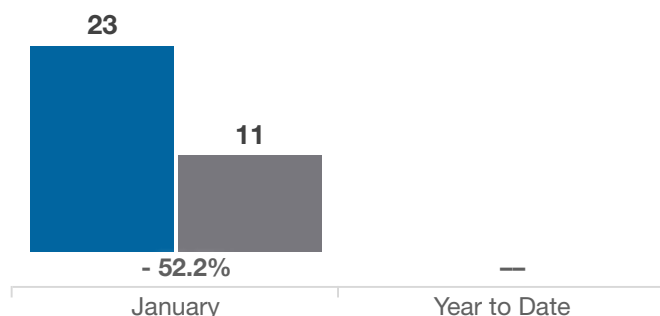
Average Sales Price

■ 2021 ■ 2022



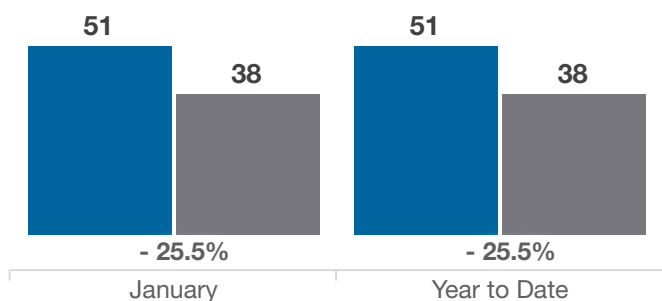
Inventory of Homes for Sale

■ 2021 ■ 2022



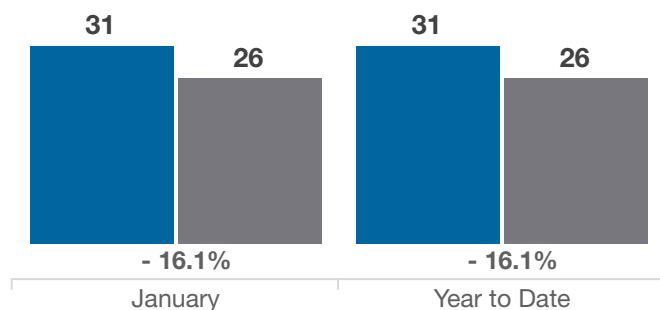
New Listings

■ 2021 ■ 2022



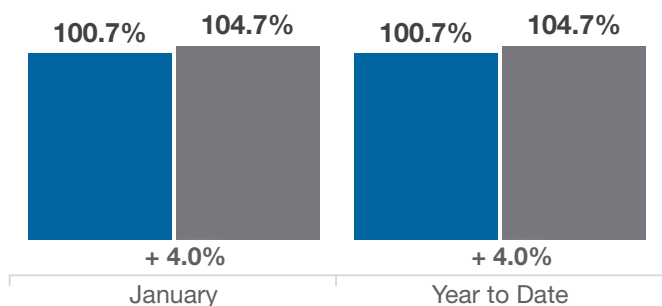
Single Family Sales

■ 2021 ■ 2022



Pct. Of Orig. List Price Received

■ 2021 ■ 2022



Condo Sales

■ 2021 ■ 2022

