

# Local Market Update – February 2022

A RESEARCH TOOL PROVIDED BY THE COLUMBUS REALTORS®  
BASED ON RESIDENTIAL LISTING DATA ONLY



## Big Walnut Local School District

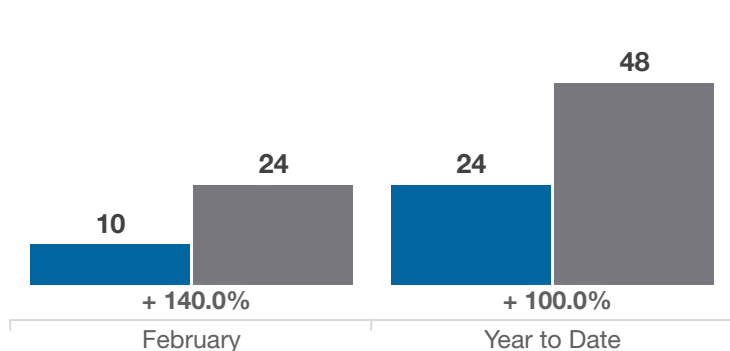
Delaware County

Key Metrics	February			Year to Date		
	2021	2022	% Change	Thru 2-2021	Thru 2-2022	% Change
Closed Sales	10	24	+ 140.0%	24	48	+ 100.0%
In Contracts	31	25	- 19.4%	50	57	+ 14.0%
Average Sales Price*	\$415,912	\$467,011	+ 12.3%	\$370,201	\$479,987	+ 29.7%
Median Sales Price*	\$348,730	\$424,070	+ 21.6%	\$322,000	\$429,280	+ 33.3%
Average Price Per Square Foot*	\$175.90	\$204.25	+ 16.1%	\$172.75	\$205.59	+ 19.0%
Percent of Original List Price Received*	98.4%	103.4%	+ 5.1%	97.0%	102.0%	+ 5.2%
Percent of Last List Price Received*	99.0%	103.5%	+ 4.5%	98.4%	102.3%	+ 4.0%
Days on Market Until Sale	57	26	- 54.4%	45	17	- 62.2%
New Listings	18	8	- 55.6%	40	39	- 2.5%
Median List Price of New Listings	\$389,900	\$584,646	+ 49.9%	\$377,450	\$549,900	+ 45.7%
Median List Price at Time of Sale	\$354,280	\$412,070	+ 16.3%	\$331,500	\$432,500	+ 30.5%
Inventory of Homes for Sale	19	10	- 47.4%	—	—	—
Months Supply of Inventory	0.7	0.3	- 57.1%	—	—	—

\* Does not account for sale concessions and/or downpayment assistance. | Percent changes are calculated using rounded figures and can sometimes look extreme due to small sample size.

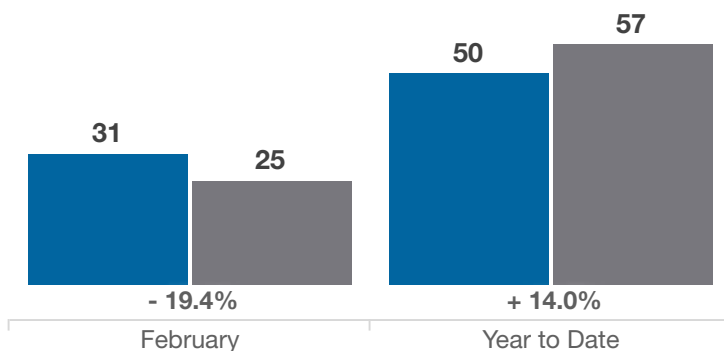
### Closed Sales

■ 2021 ■ 2022



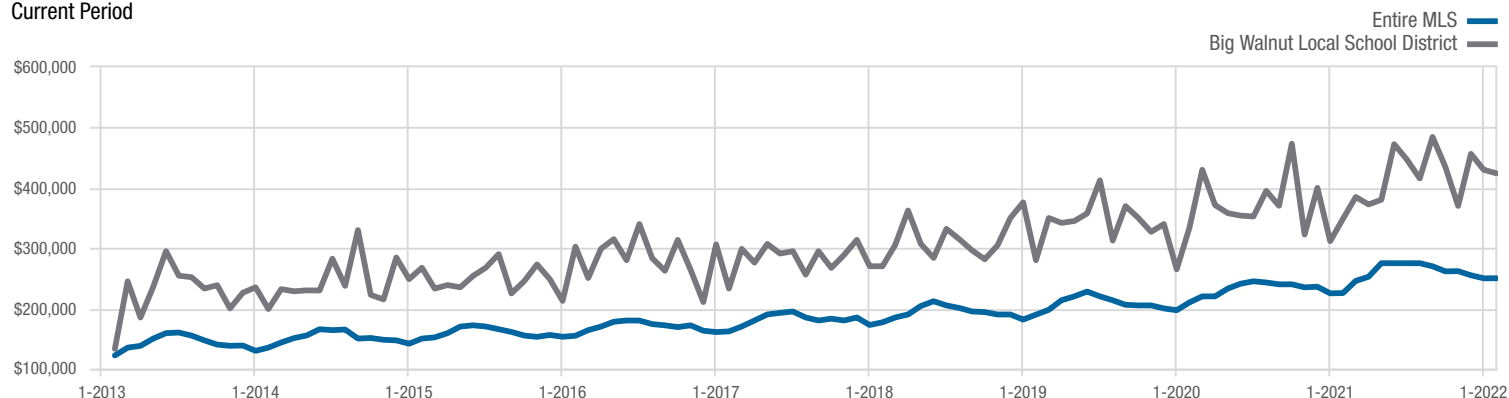
### In Contracts

■ 2021 ■ 2022



### Median Sales Price

Current Period



Each data point represents the median sales price in a given month.

# Local Market Update – February 2022

A RESEARCH TOOL PROVIDED BY THE COLUMBUS REALTORS®  
BASED ON RESIDENTIAL LISTING DATA ONLY

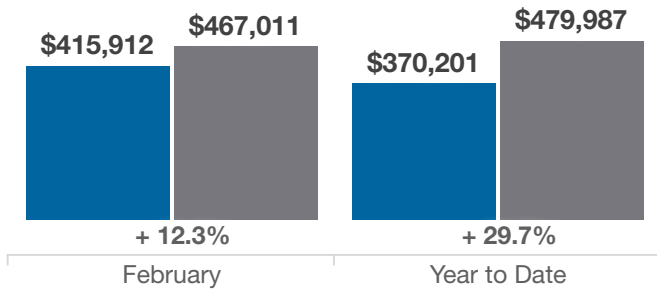


## Big Walnut Local School District

Delaware County

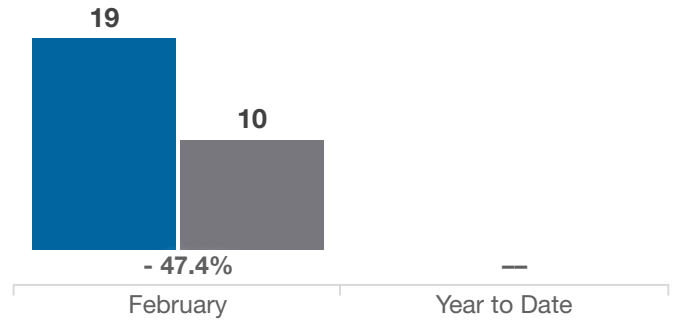
### Average Sales Price

■ 2021 ■ 2022



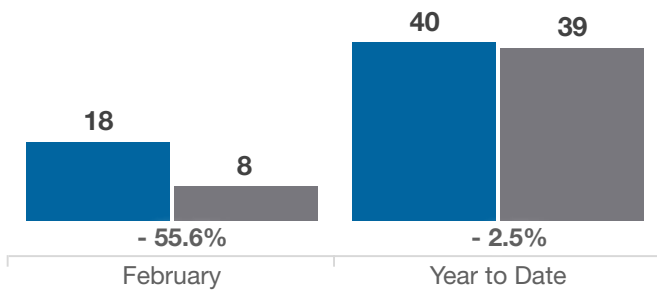
### Inventory of Homes for Sale

■ 2021 ■ 2022



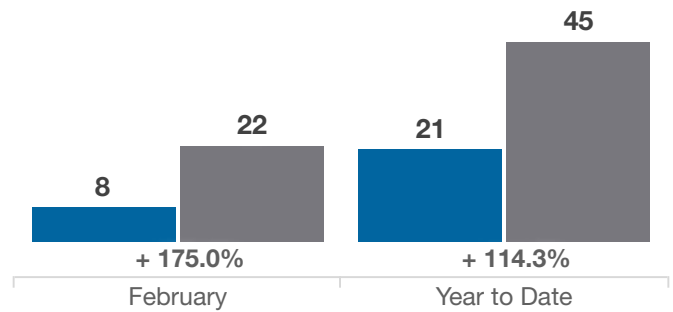
### New Listings

■ 2021 ■ 2022



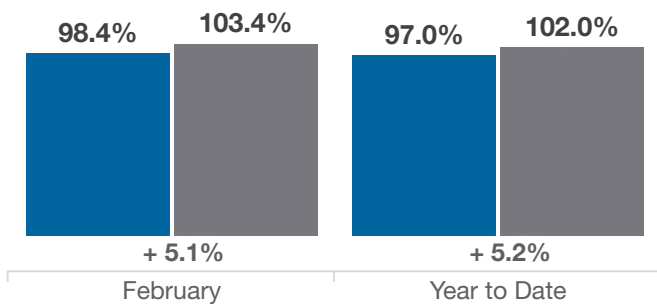
### Single Family Sales

■ 2021 ■ 2022



### Pct. Of Orig. List Price Received

■ 2021 ■ 2022



### Condo Sales

■ 2021 ■ 2022

