

# Local Market Update – February 2022

A RESEARCH TOOL PROVIDED BY THE COLUMBUS REALTORS®  
BASED ON RESIDENTIAL LISTING DATA ONLY



## Canal Winchester City School District

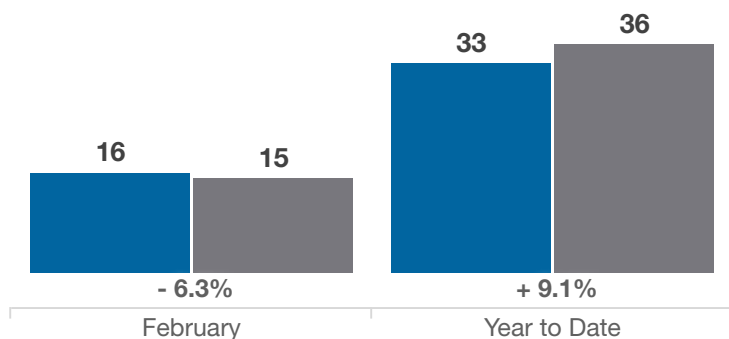
Franklin and Fairfield Counties

| Key Metrics                              | February  |           |          | Year to Date |             |          |
|--|-----------|-----------|----------|--------------|-------------|----------|
|  | 2021      | 2022      | % Change | Thru 2-2021  | Thru 2-2022 | % Change |
| Closed Sales                             | 16        | 15        | - 6.3%   | 33           | 36          | + 9.1%   |
| In Contracts                             | 29        | 16        | - 44.8%  | 48           | 38          | - 20.8%  |
| Average Sales Price*                     | \$265,947 | \$327,759 | + 23.2%  | \$271,280    | \$338,611   | + 24.8%  |
| Median Sales Price*                      | \$254,085 | \$326,000 | + 28.3%  | \$245,000    | \$328,500   | + 34.1%  |
| Average Price Per Square Foot*           | \$139.36  | \$169.86  | + 21.9%  | \$132.53     | \$171.20    | + 29.2%  |
| Percent of Original List Price Received* | 101.6%    | 103.3%    | + 1.7%   | 102.0%       | 103.0%      | + 1.0%   |
| Percent of Last List Price Received*     | 101.6%    | 104.2%    | + 2.6%   | 101.7%       | 102.9%      | + 1.2%   |
| Days on Market Until Sale                | 11        | 7         | - 36.4%  | 14           | 12          | - 14.3%  |
| New Listings                             | 29        | 15        | - 48.3%  | 48           | 41          | - 14.6%  |
| Median List Price of New Listings        | \$239,900 | \$369,900 | + 54.2%  | \$252,400    | \$369,900   | + 46.6%  |
| Median List Price at Time of Sale        | \$254,450 | \$304,900 | + 19.8%  | \$239,900    | \$307,400   | + 28.1%  |
| Inventory of Homes for Sale              | 9         | 10        | + 11.1%  | —            | —           | —        |
| Months Supply of Inventory               | 0.3       | 0.3       | 0.0%     | —            | —           | —        |

\* Does not account for sale concessions and/or downpayment assistance. | Percent changes are calculated using rounded figures and can sometimes look extreme due to small sample size.

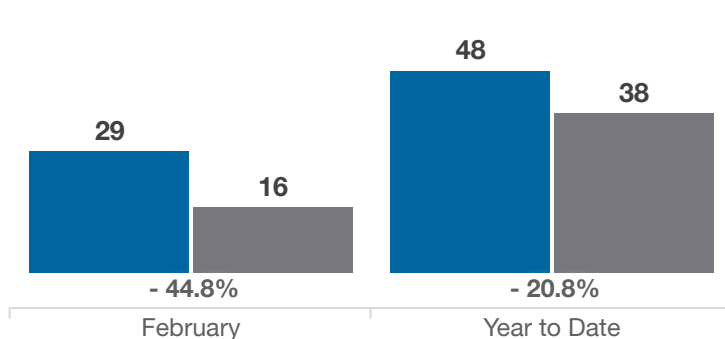
### Closed Sales

■ 2021 ■ 2022



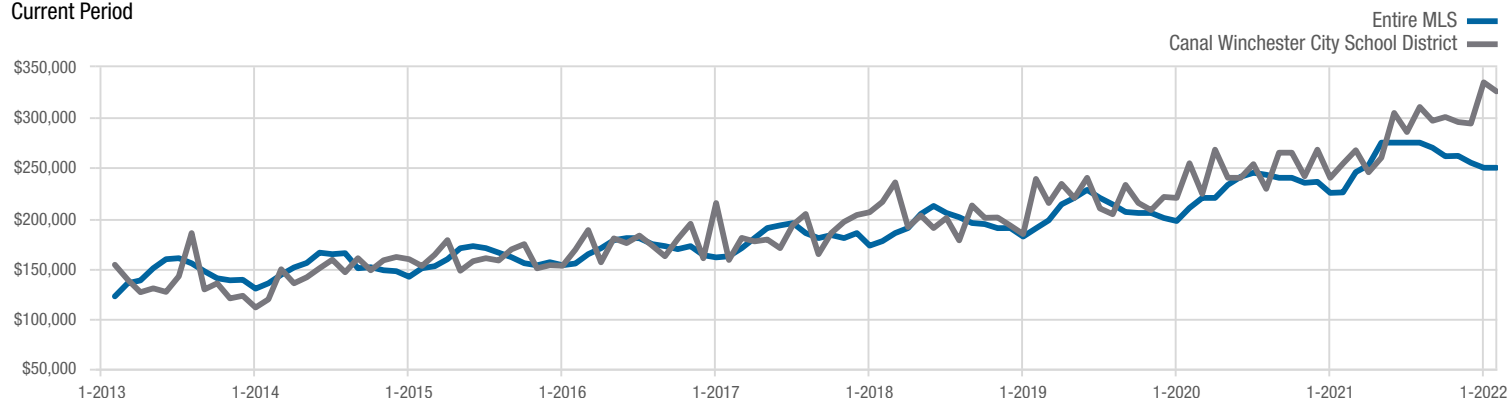
### In Contracts

■ 2021 ■ 2022



### Median Sales Price

Current Period



Each data point represents the median sales price in a given month.

# Local Market Update – February 2022

A RESEARCH TOOL PROVIDED BY THE COLUMBUS REALTORS®  
BASED ON RESIDENTIAL LISTING DATA ONLY

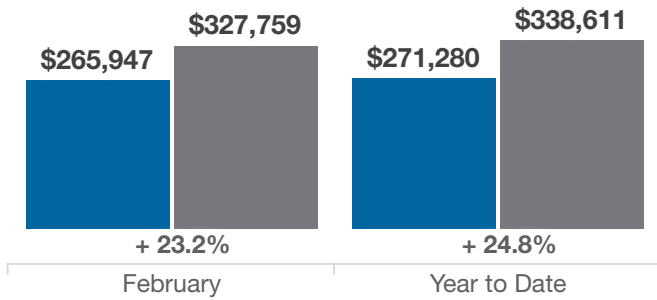


## Canal Winchester City School District

Franklin and Fairfield Counties

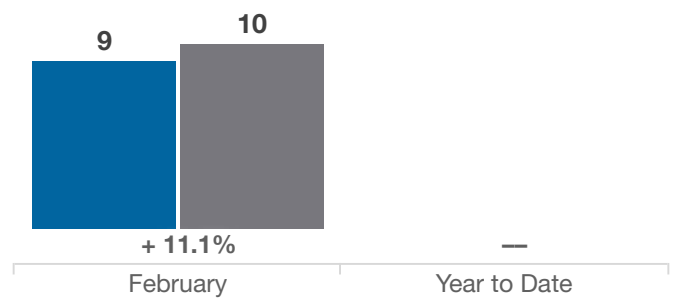
### Average Sales Price

■ 2021 ■ 2022



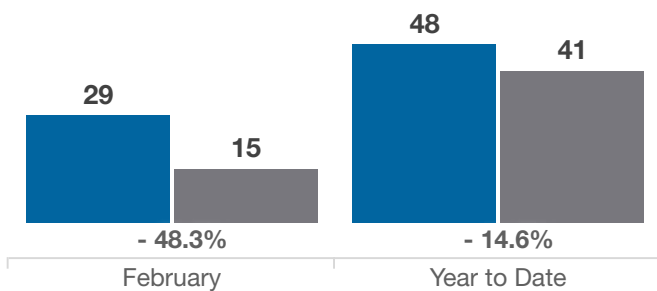
### Inventory of Homes for Sale

■ 2021 ■ 2022



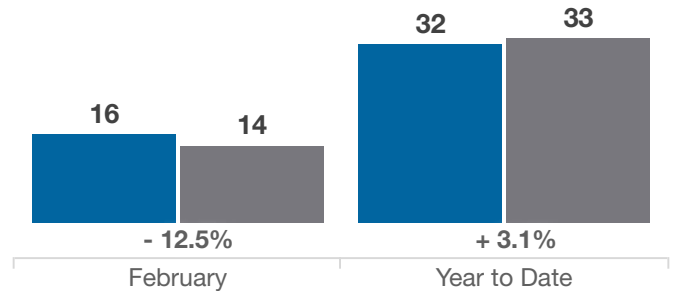
### New Listings

■ 2021 ■ 2022



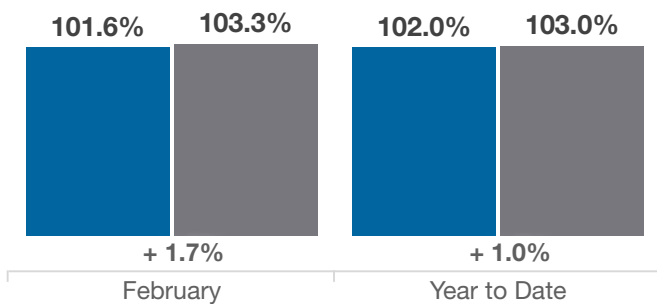
### Single Family Sales

■ 2021 ■ 2022



### Pct. Of Orig. List Price Received

■ 2021 ■ 2022



### Condo Sales

■ 2021 ■ 2022

