

# Local Market Update – February 2022

A RESEARCH TOOL PROVIDED BY THE COLUMBUS REALTORS®  
BASED ON RESIDENTIAL LISTING DATA ONLY



## Dublin City School District

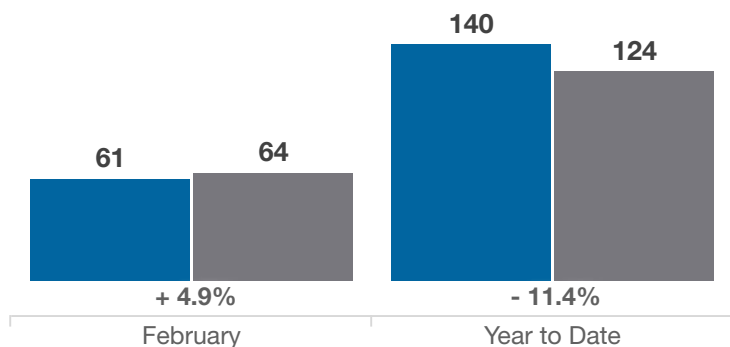
Franklin, Delaware and Union Counties

Key Metrics	February			Year to Date		
	2021	2022	% Change	Thru 2-2021	Thru 2-2022	% Change
Closed Sales	61	64	+ 4.9%	140	124	- 11.4%
In Contracts	88	86	- 2.3%	170	167	- 1.8%
Average Sales Price*	\$432,777	\$426,197	- 1.5%	\$402,758	\$397,213	- 1.4%
Median Sales Price*	\$360,000	\$384,950	+ 6.9%	\$332,500	\$347,000	+ 4.4%
Average Price Per Square Foot*	\$178.40	\$192.65	+ 8.0%	\$177.16	\$189.13	+ 6.8%
Percent of Original List Price Received*	99.3%	101.9%	+ 2.6%	99.1%	101.5%	+ 2.4%
Percent of Last List Price Received*	100.4%	102.5%	+ 2.1%	100.1%	102.2%	+ 2.1%
Days on Market Until Sale	31	17	- 45.2%	29	17	- 41.4%
New Listings	73	90	+ 23.3%	141	174	+ 23.4%
Median List Price of New Listings	\$414,500	\$447,000	+ 7.8%	\$399,900	\$440,000	+ 10.0%
Median List Price at Time of Sale	\$350,000	\$377,400	+ 7.8%	\$322,500	\$339,450	+ 5.3%
Inventory of Homes for Sale	67	64	- 4.5%	—	—	—
Months Supply of Inventory	0.6	0.5	- 16.7%	—	—	—

\* Does not account for sale concessions and/or downpayment assistance. | Percent changes are calculated using rounded figures and can sometimes look extreme due to small sample size.

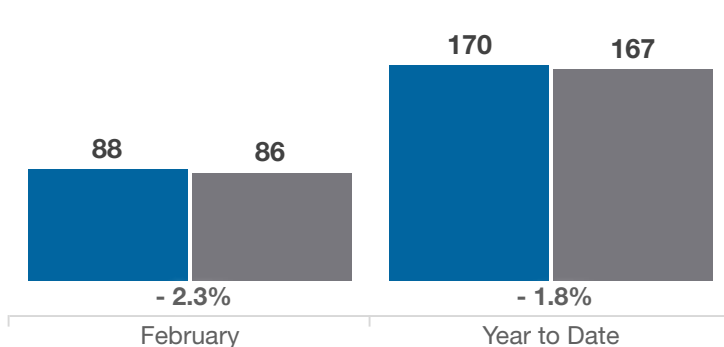
### Closed Sales

■ 2021 ■ 2022



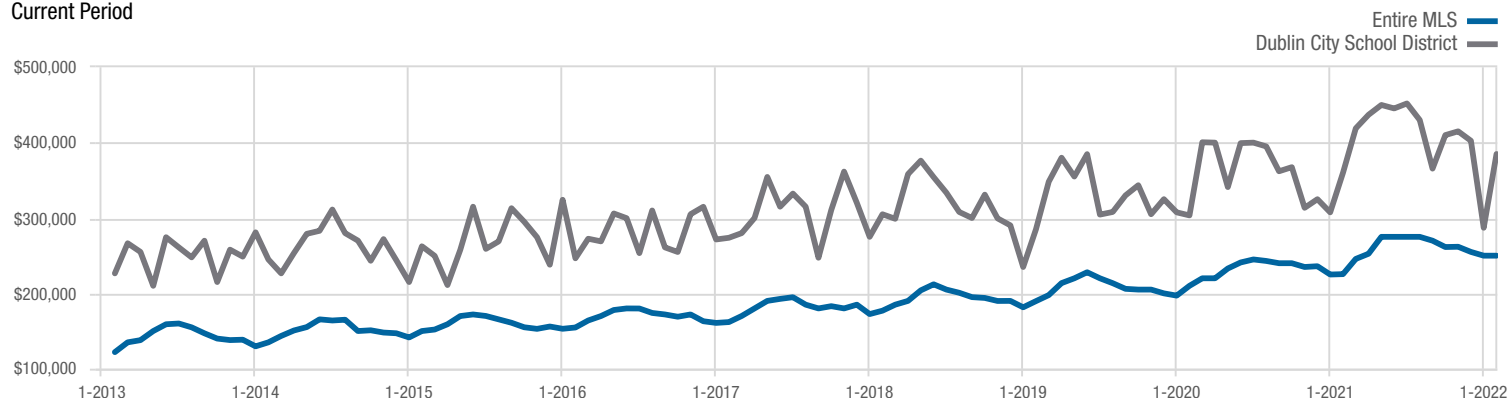
### In Contracts

■ 2021 ■ 2022



### Median Sales Price

Current Period



Each data point represents the median sales price in a given month.

# Local Market Update – February 2022

A RESEARCH TOOL PROVIDED BY THE COLUMBUS REALTORS®  
BASED ON RESIDENTIAL LISTING DATA ONLY

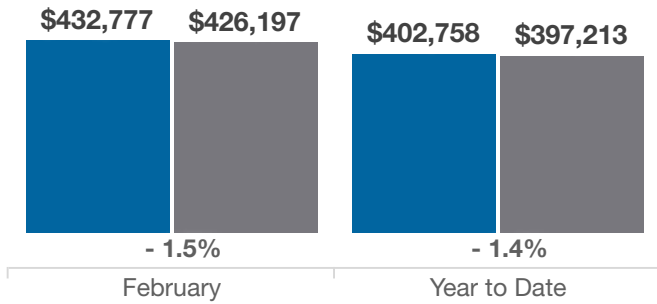


## Dublin City School District

Franklin, Delaware and Union Counties

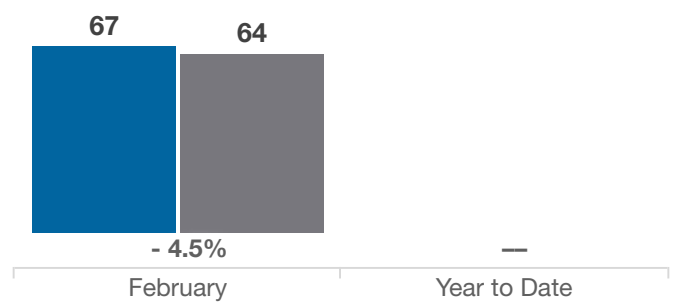
### Average Sales Price

■ 2021 ■ 2022



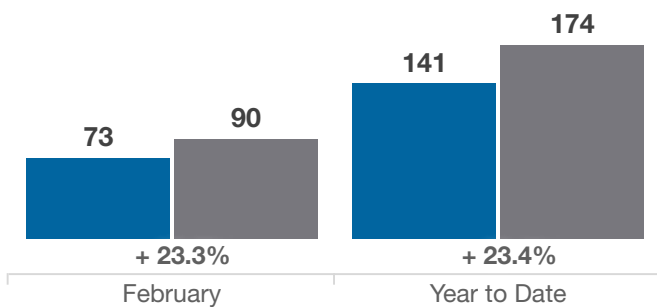
### Inventory of Homes for Sale

■ 2021 ■ 2022



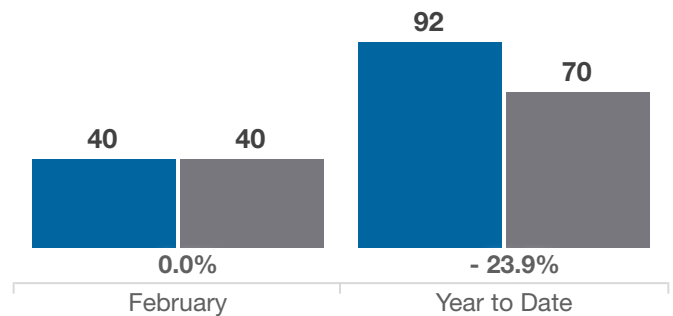
### New Listings

■ 2021 ■ 2022



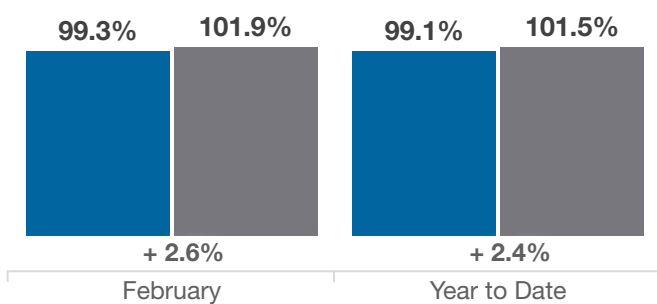
### Single Family Sales

■ 2021 ■ 2022



### Pct. Of Orig. List Price Received

■ 2021 ■ 2022



### Condo Sales

■ 2021 ■ 2022

