

# Local Market Update – February 2022

A RESEARCH TOOL PROVIDED BY THE COLUMBUS REALTORS®  
BASED ON RESIDENTIAL LISTING DATA ONLY



## Dublin (Corp.)

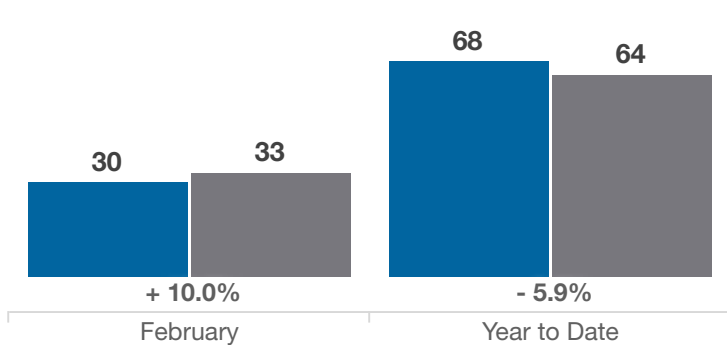
Franklin, Delaware and Union Counties

Key Metrics	February			Year to Date		
	2021	2022	% Change	Thru 2-2021	Thru 2-2022	% Change
Closed Sales	30	33	+ 10.0%	68	64	- 5.9%
In Contracts	50	44	- 12.0%	93	83	- 10.8%
Average Sales Price*	\$478,415	\$435,930	- 8.9%	\$472,691	\$454,434	- 3.9%
Median Sales Price*	\$502,500	\$430,000	- 14.4%	\$425,000	\$453,500	+ 6.7%
Average Price Per Square Foot*	\$187.31	\$192.99	+ 3.0%	\$186.25	\$196.36	+ 5.4%
Percent of Original List Price Received*	97.2%	101.9%	+ 4.8%	97.5%	101.3%	+ 3.9%
Percent of Last List Price Received*	98.7%	102.6%	+ 4.0%	98.6%	102.0%	+ 3.4%
Days on Market Until Sale	39	20	- 48.7%	34	16	- 52.9%
New Listings	33	47	+ 42.4%	63	84	+ 33.3%
Median List Price of New Listings	\$499,900	\$549,900	+ 10.0%	\$469,900	\$518,950	+ 10.4%
Median List Price at Time of Sale	\$489,450	\$430,000	- 12.1%	\$429,900	\$450,000	+ 4.7%
Inventory of Homes for Sale	35	27	- 22.9%	—	—	—
Months Supply of Inventory	0.5	0.4	- 20.0%	—	—	—

\* Does not account for sale concessions and/or downpayment assistance. | Percent changes are calculated using rounded figures and can sometimes look extreme due to small sample size.

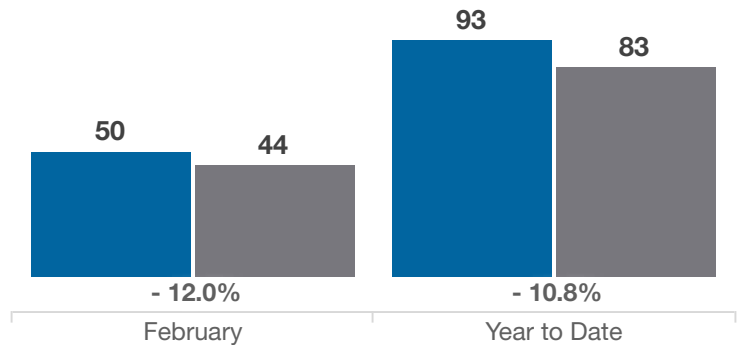
### Closed Sales

■ 2021 ■ 2022



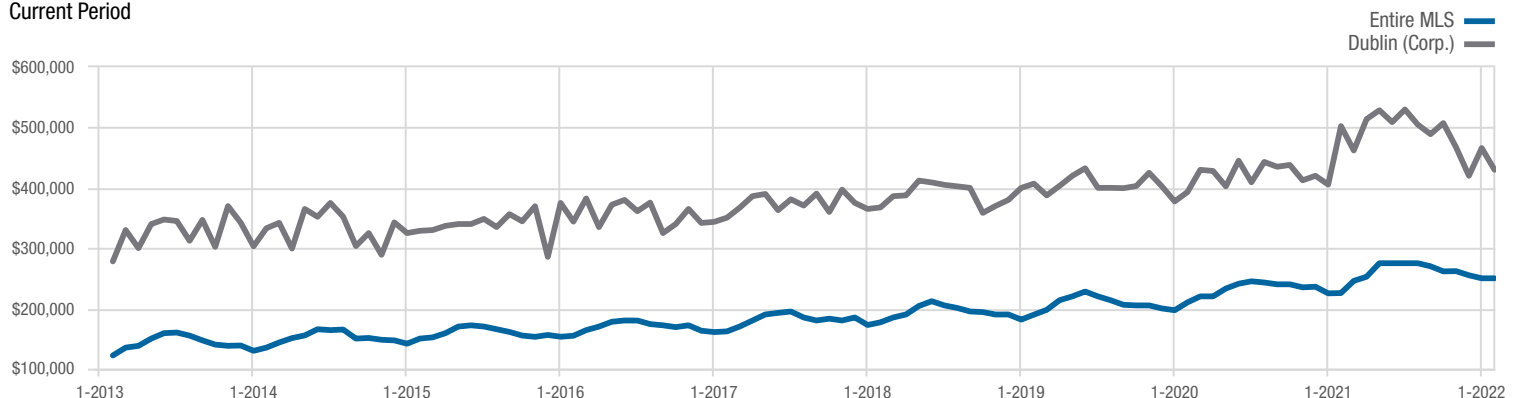
### In Contracts

■ 2021 ■ 2022



### Median Sales Price

Current Period



Each data point represents the median sales price in a given month.

# Local Market Update – February 2022

A RESEARCH TOOL PROVIDED BY THE COLUMBUS REALTORS®  
BASED ON RESIDENTIAL LISTING DATA ONLY

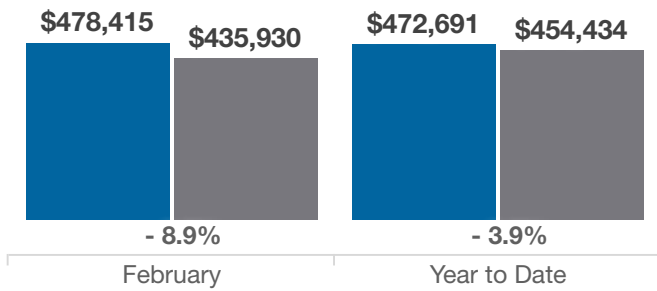


## Dublin (Corp.)

Franklin, Delaware and Union Counties

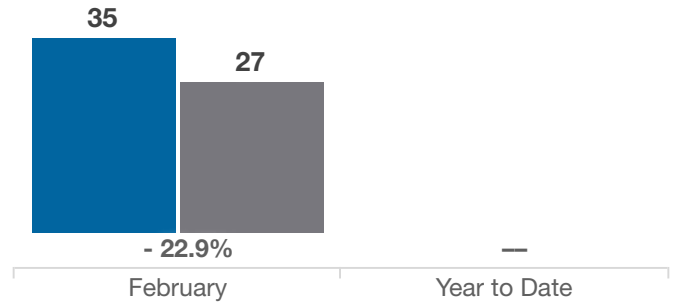
### Average Sales Price

■ 2021 ■ 2022



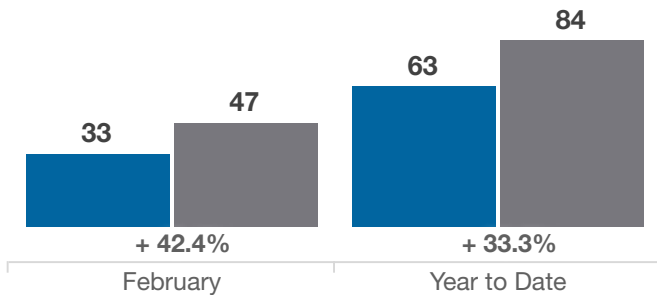
### Inventory of Homes for Sale

■ 2021 ■ 2022



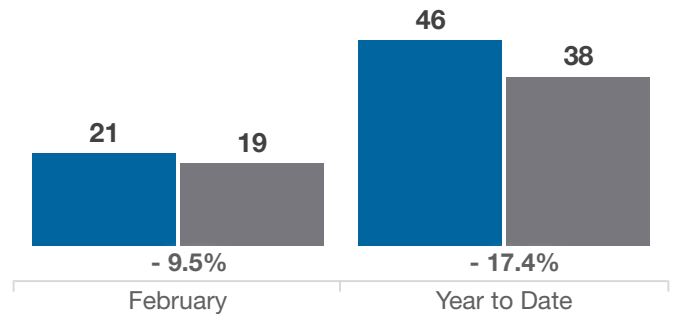
### New Listings

■ 2021 ■ 2022



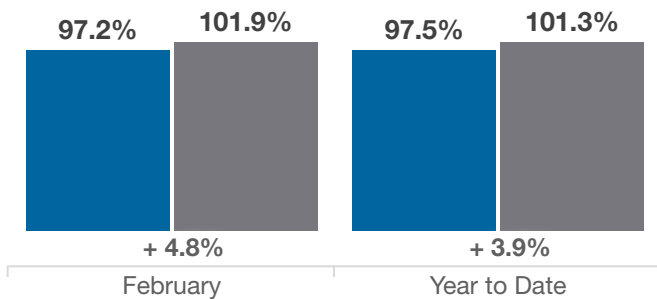
### Single Family Sales

■ 2021 ■ 2022



### Pct. Of Orig. List Price Received

■ 2021 ■ 2022



### Condo Sales

■ 2021 ■ 2022

