

Local Market Update – February 2022

A RESEARCH TOOL PROVIDED BY THE COLUMBUS REALTORS®
BASED ON RESIDENTIAL LISTING DATA ONLY



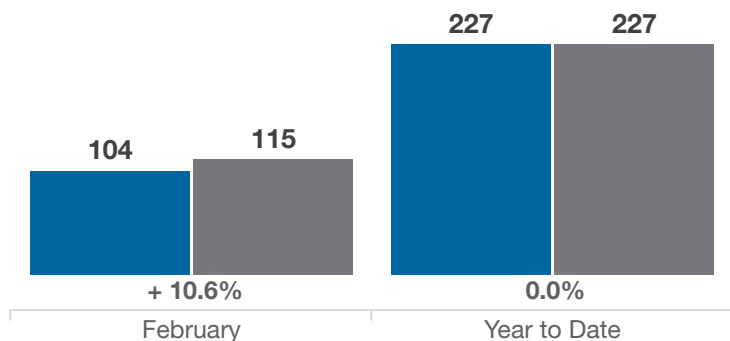
Fairfield County

Key Metrics	February			Year to Date		
	2021	2022	% Change	Thru 2-2021	Thru 2-2022	% Change
Closed Sales	104	115	+ 10.6%	227	227	0.0%
In Contracts	138	135	- 2.2%	276	255	- 7.6%
Average Sales Price*	\$263,421	\$306,792	+ 16.5%	\$264,414	\$305,986	+ 15.7%
Median Sales Price*	\$251,785	\$272,500	+ 8.2%	\$239,500	\$285,750	+ 19.3%
Average Price Per Square Foot*	\$133.53	\$157.14	+ 17.7%	\$135.36	\$156.03	+ 15.3%
Percent of Original List Price Received*	98.7%	100.0%	+ 1.3%	98.9%	100.4%	+ 1.5%
Percent of Last List Price Received*	99.9%	101.4%	+ 1.5%	100.0%	101.3%	+ 1.3%
Days on Market Until Sale	24	20	- 16.7%	22	20	- 9.1%
New Listings	119	111	- 6.7%	249	237	- 4.8%
Median List Price of New Listings	\$250,000	\$287,500	+ 15.0%	\$248,900	\$299,999	+ 20.5%
Median List Price at Time of Sale	\$242,000	\$260,000	+ 7.4%	\$229,900	\$279,900	+ 21.7%
Inventory of Homes for Sale	104	69	- 33.7%	—	—	—
Months Supply of Inventory	0.5	0.3	- 40.0%	—	—	—

* Does not account for sale concessions and/or downpayment assistance. | Percent changes are calculated using rounded figures and can sometimes look extreme due to small sample size.

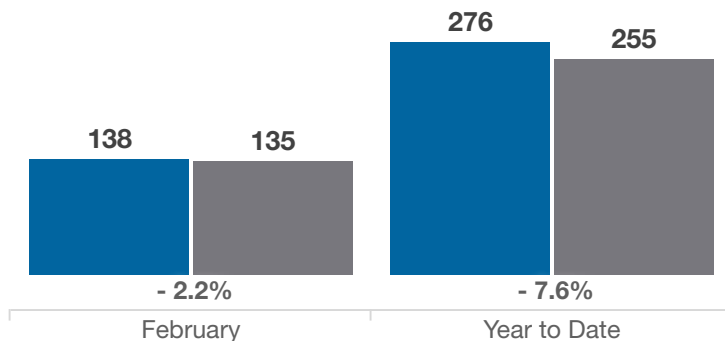
Closed Sales

■ 2021 ■ 2022



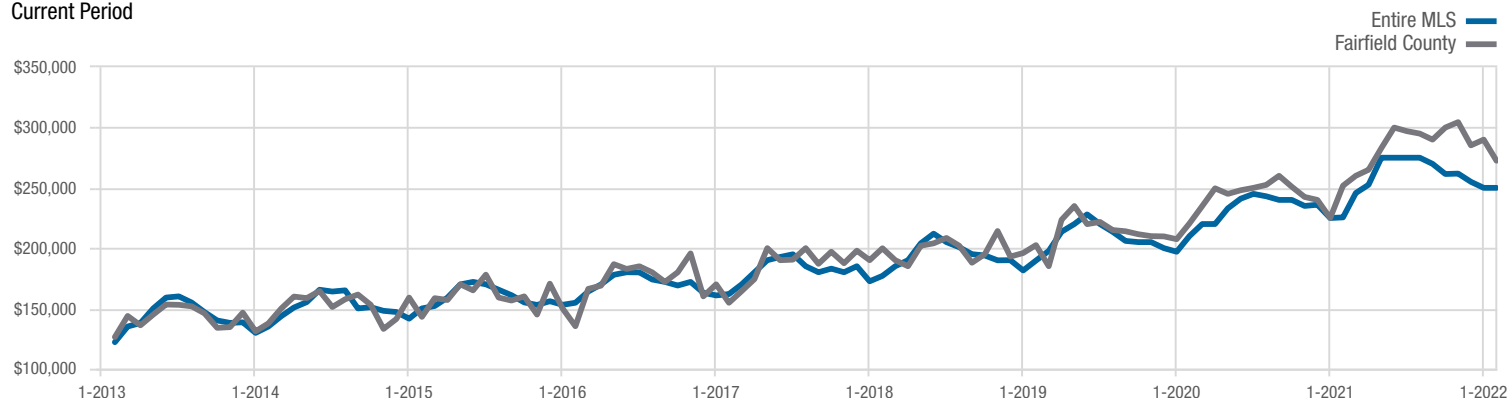
In Contracts

■ 2021 ■ 2022



Median Sales Price

Current Period



Each data point represents the median sales price in a given month.

Local Market Update – February 2022

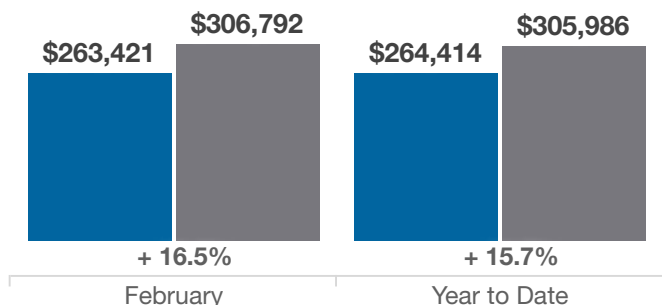
A RESEARCH TOOL PROVIDED BY THE COLUMBUS REALTORS®
BASED ON RESIDENTIAL LISTING DATA ONLY



Fairfield County

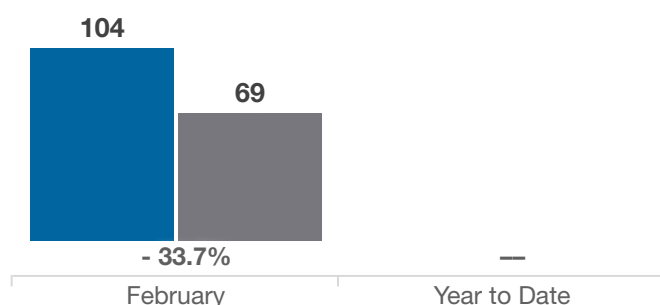
Average Sales Price

■ 2021 ■ 2022



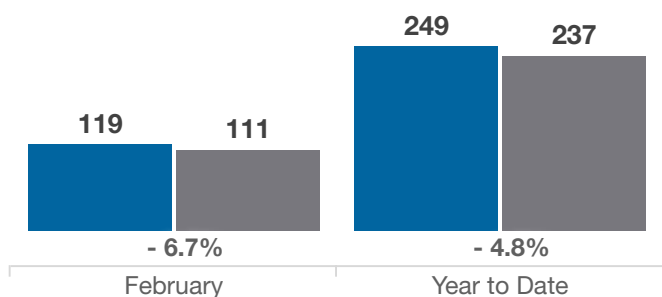
Inventory of Homes for Sale

■ 2021 ■ 2022



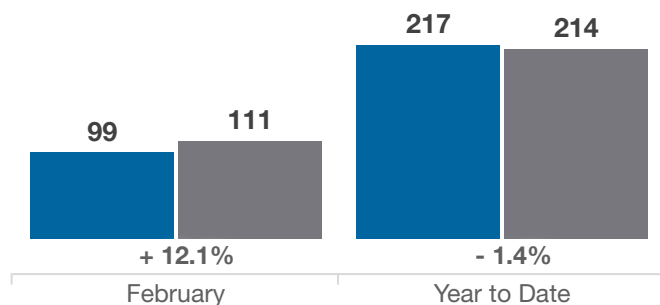
New Listings

■ 2021 ■ 2022



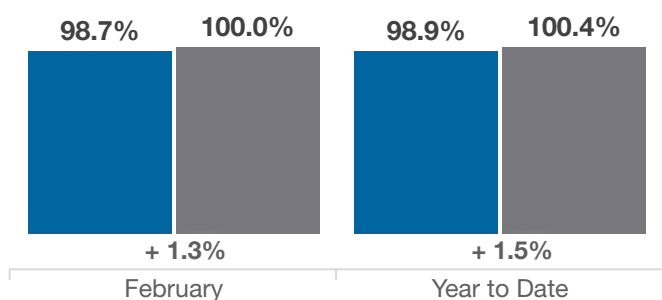
Single Family Sales

■ 2021 ■ 2022



Pct. Of Orig. List Price Received

■ 2021 ■ 2022



Condo Sales

■ 2021 ■ 2022

