

# Local Market Update – February 2022

A RESEARCH TOOL PROVIDED BY THE COLUMBUS REALTORS®  
BASED ON RESIDENTIAL LISTING DATA ONLY



## Fayette County

Key Metrics	February			Year to Date		
	2021	2022	% Change	Thru 2-2021	Thru 2-2022	% Change
Closed Sales	16	19	+ 18.8%	44	37	- 15.9%
In Contracts	25	25	0.0%	50	45	- 10.0%
Average Sales Price*	\$176,674	\$177,595	+ 0.5%	\$178,955	\$188,800	+ 5.5%
Median Sales Price*	\$204,450	\$170,000	- 16.9%	\$156,950	\$172,000	+ 9.6%
Average Price Per Square Foot*	\$102.97	\$122.48	+ 18.9%	\$108.64	\$131.80	+ 21.3%
Percent of Original List Price Received*	97.8%	98.2%	+ 0.4%	98.6%	96.9%	- 1.7%
Percent of Last List Price Received*	98.7%	100.5%	+ 1.8%	99.7%	99.3%	- 0.4%
Days on Market Until Sale	48	19	- 60.4%	28	26	- 7.1%
New Listings	16	24	+ 50.0%	37	42	+ 13.5%
Median List Price of New Listings	\$133,700	\$148,450	+ 11.0%	\$149,900	\$156,750	+ 4.6%
Median List Price at Time of Sale	\$204,944	\$169,900	- 17.1%	\$149,900	\$169,900	+ 13.3%
Inventory of Homes for Sale	26	16	- 38.5%	—	—	—
Months Supply of Inventory	1.0	0.5	- 50.0%	—	—	—

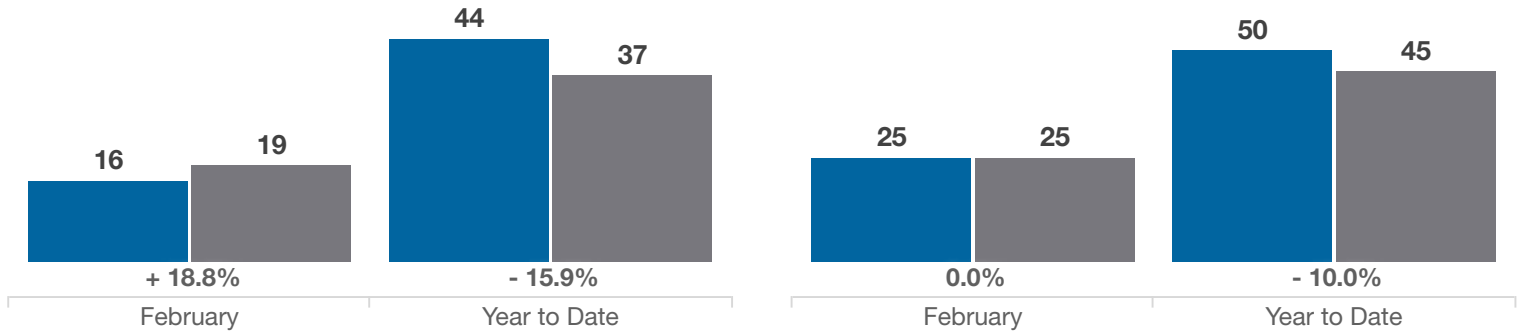
\* Does not account for sale concessions and/or downpayment assistance. | Percent changes are calculated using rounded figures and can sometimes look extreme due to small sample size.

### Closed Sales

■ 2021 ■ 2022

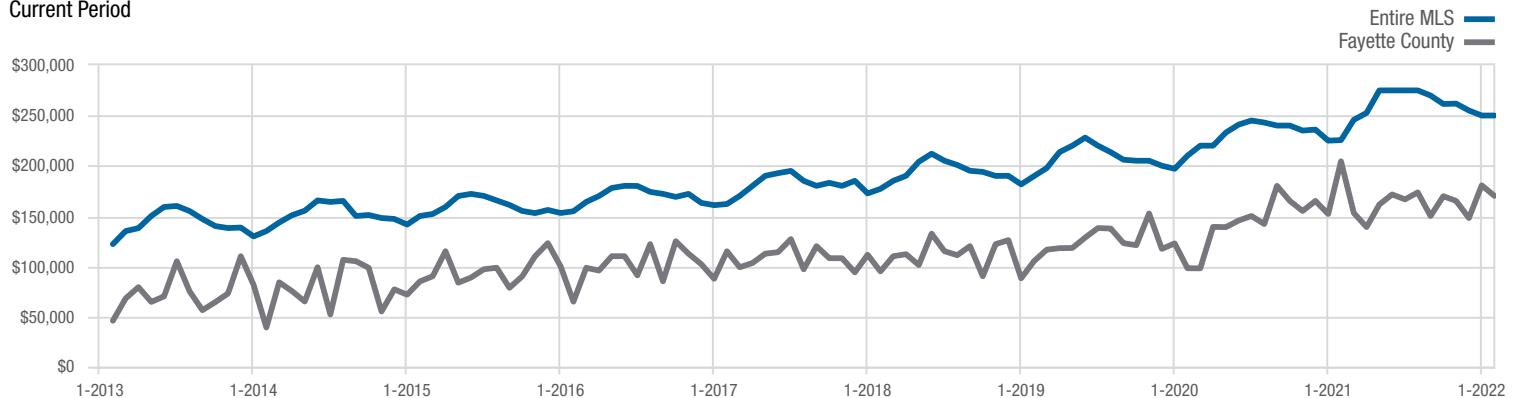
### In Contracts

■ 2021 ■ 2022



### Median Sales Price

Current Period



Each data point represents the median sales price in a given month.

# Local Market Update – February 2022

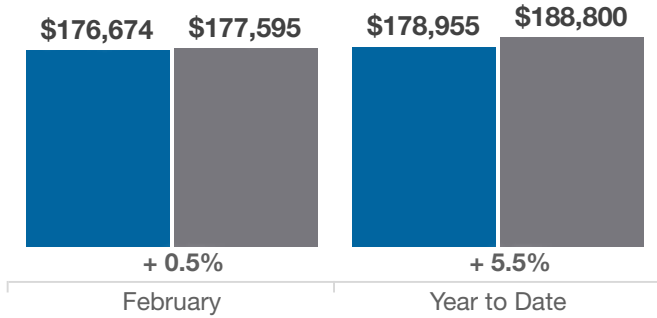
A RESEARCH TOOL PROVIDED BY THE COLUMBUS REALTORS®  
BASED ON RESIDENTIAL LISTING DATA ONLY



## Fayette County

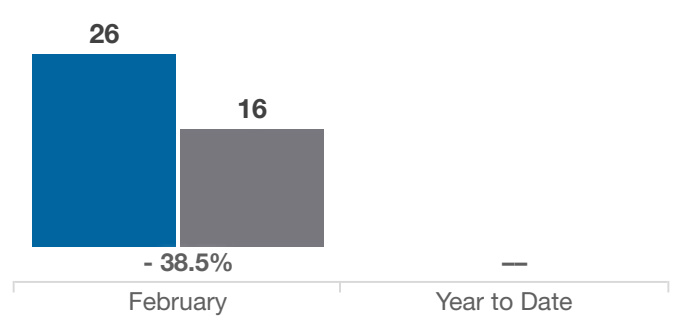
### Average Sales Price

■ 2021 ■ 2022



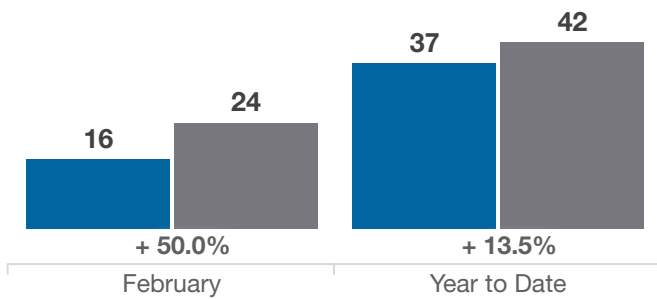
### Inventory of Homes for Sale

■ 2021 ■ 2022



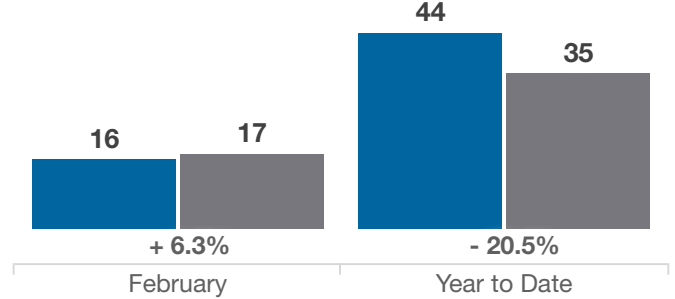
### New Listings

■ 2021 ■ 2022



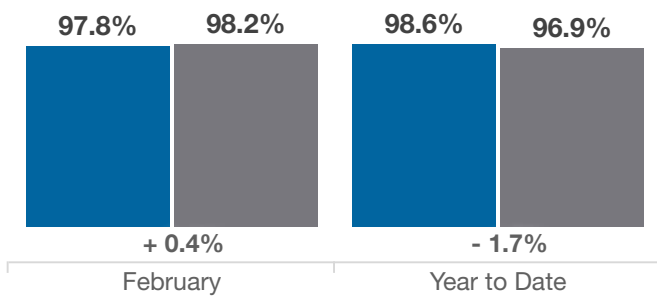
### Single Family Sales

■ 2021 ■ 2022



### Pct. Of Orig. List Price Received

■ 2021 ■ 2022



### Condo Sales

■ 2021 ■ 2022

