

Local Market Update – February 2022

A RESEARCH TOOL PROVIDED BY THE COLUMBUS REALTORS®
BASED ON RESIDENTIAL LISTING DATA ONLY



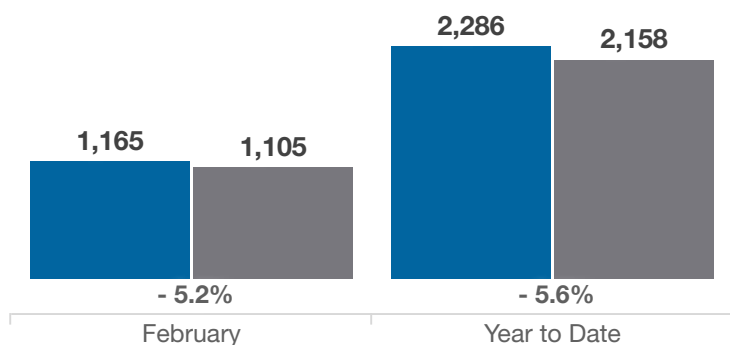
Franklin County

Key Metrics	February			Year to Date		
	2021	2022	% Change	Thru 2-2021	Thru 2-2022	% Change
Closed Sales	1,165	1,105	- 5.2%	2,286	2,158	- 5.6%
In Contracts	1,470	1,332	- 9.4%	2,800	2,644	- 5.6%
Average Sales Price*	\$265,513	\$287,111	+ 8.1%	\$259,871	\$287,764	+ 10.7%
Median Sales Price*	\$224,000	\$245,000	+ 9.4%	\$220,000	\$245,000	+ 11.4%
Average Price Per Square Foot*	\$158.98	\$180.74	+ 13.7%	\$156.58	\$178.59	+ 14.1%
Percent of Original List Price Received*	100.3%	101.7%	+ 1.4%	99.7%	101.2%	+ 1.5%
Percent of Last List Price Received*	101.0%	102.6%	+ 1.6%	100.5%	102.0%	+ 1.5%
Days on Market Until Sale	23	21	- 8.7%	23	20	- 13.0%
New Listings	1,252	1,228	- 1.9%	2,549	2,457	- 3.6%
Median List Price of New Listings	\$235,000	\$255,000	+ 8.5%	\$229,900	\$249,900	+ 8.7%
Median List Price at Time of Sale	\$219,900	\$230,000	+ 4.6%	\$219,700	\$239,000	+ 8.8%
Inventory of Homes for Sale	848	722	- 14.9%	—	—	—
Months Supply of Inventory	0.5	0.4	- 20.0%	—	—	—

* Does not account for sale concessions and/or downpayment assistance. | Percent changes are calculated using rounded figures and can sometimes look extreme due to small sample size.

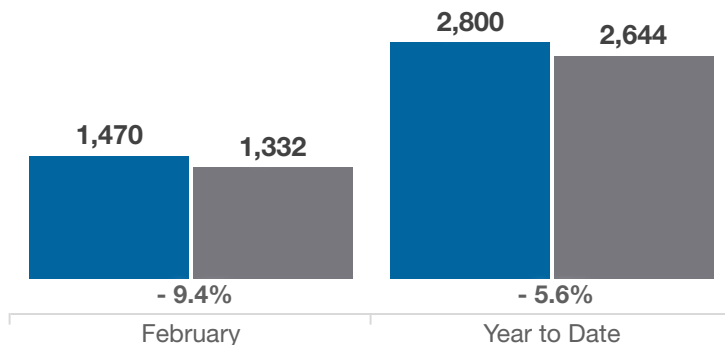
Closed Sales

■ 2021 ■ 2022



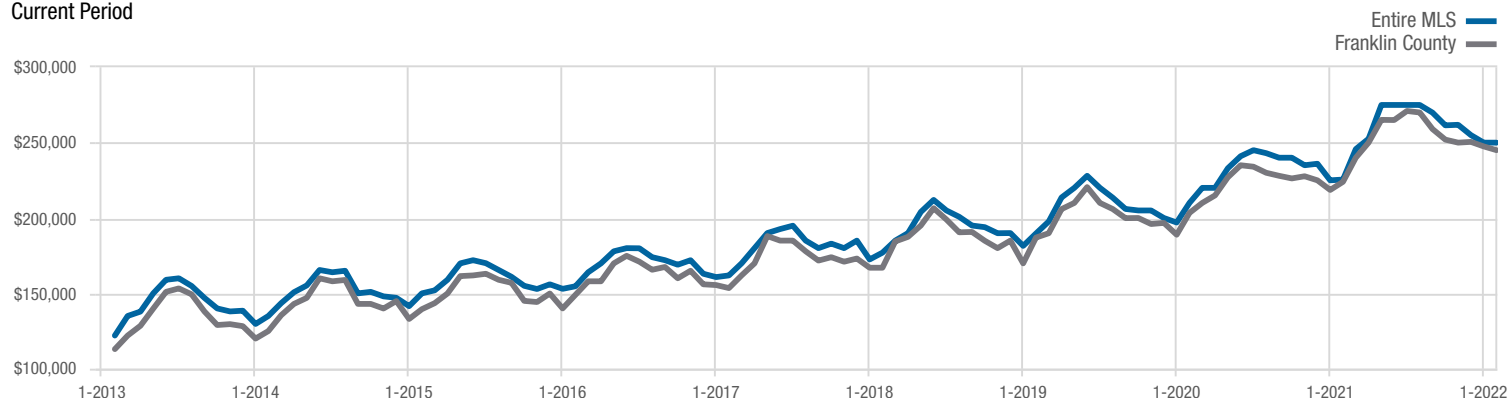
In Contracts

■ 2021 ■ 2022



Median Sales Price

Current Period



Each data point represents the median sales price in a given month.

Local Market Update – February 2022

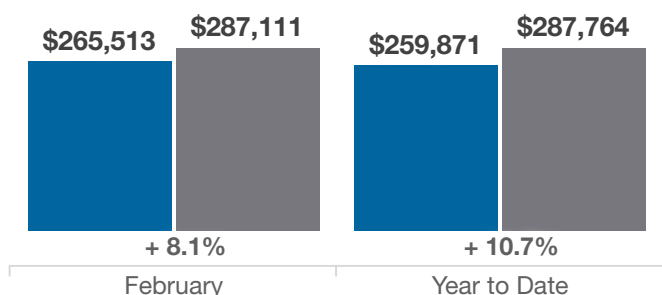
A RESEARCH TOOL PROVIDED BY THE COLUMBUS REALTORS®
BASED ON RESIDENTIAL LISTING DATA ONLY



Franklin County

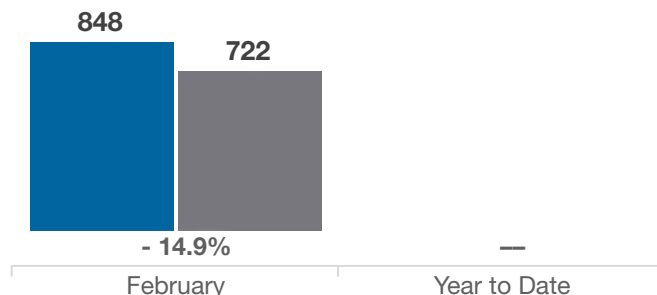
Average Sales Price

■ 2021 ■ 2022



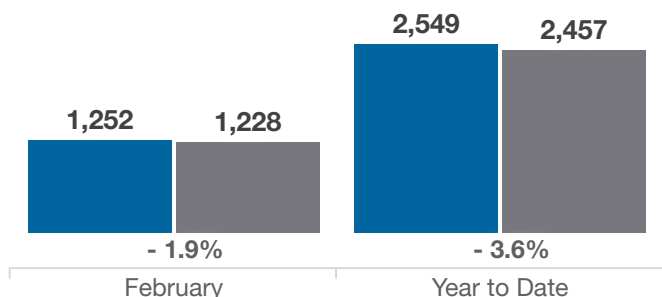
Inventory of Homes for Sale

■ 2021 ■ 2022



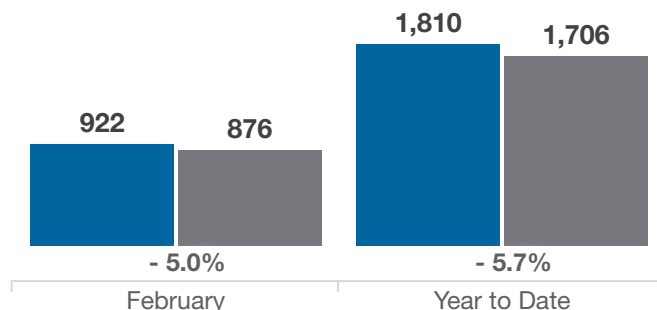
New Listings

■ 2021 ■ 2022



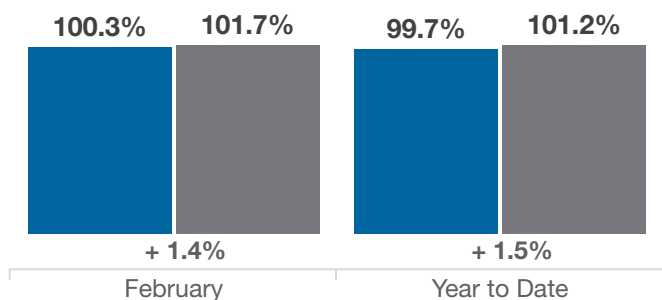
Single Family Sales

■ 2021 ■ 2022



Pct. Of Orig. List Price Received

■ 2021 ■ 2022



Condo Sales

■ 2021 ■ 2022

