

# Local Market Update – February 2022

A RESEARCH TOOL PROVIDED BY THE COLUMBUS REALTORS®  
BASED ON RESIDENTIAL LISTING DATA ONLY



## Gahanna Jefferson City School District

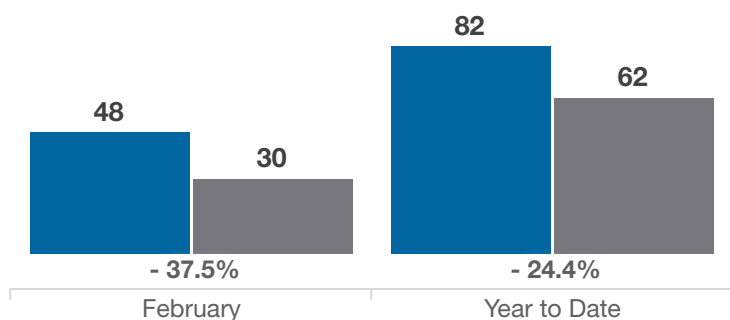
Franklin County

Key Metrics	February			Year to Date		
	2021	2022	% Change	Thru 2-2021	Thru 2-2022	% Change
Closed Sales	48	30	- 37.5%	82	62	- 24.4%
In Contracts	67	51	- 23.9%	122	81	- 33.6%
Average Sales Price*	\$298,513	\$382,793	+ 28.2%	\$313,899	\$399,149	+ 27.2%
Median Sales Price*	\$297,500	\$375,000	+ 26.1%	\$277,500	\$330,000	+ 18.9%
Average Price Per Square Foot*	\$151.87	\$180.64	+ 18.9%	\$151.64	\$184.81	+ 21.9%
Percent of Original List Price Received*	101.3%	104.4%	+ 3.1%	100.2%	103.6%	+ 3.4%
Percent of Last List Price Received*	101.5%	104.4%	+ 2.9%	101.0%	104.1%	+ 3.1%
Days on Market Until Sale	13	11	- 15.4%	20	18	- 10.0%
New Listings	63	40	- 36.5%	114	74	- 35.1%
Median List Price of New Listings	\$299,900	\$317,500	+ 5.9%	\$298,200	\$325,000	+ 9.0%
Median List Price at Time of Sale	\$289,900	\$345,000	+ 19.0%	\$277,400	\$319,900	+ 15.3%
Inventory of Homes for Sale	30	20	- 33.3%	—	—	—
Months Supply of Inventory	0.5	0.3	- 40.0%	—	—	—

\* Does not account for sale concessions and/or downpayment assistance. | Percent changes are calculated using rounded figures and can sometimes look extreme due to small sample size.

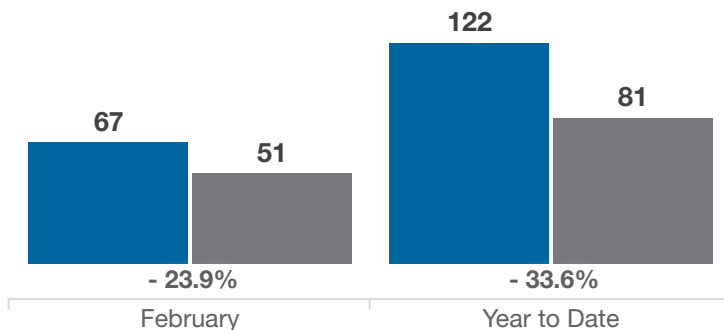
### Closed Sales

■ 2021 ■ 2022



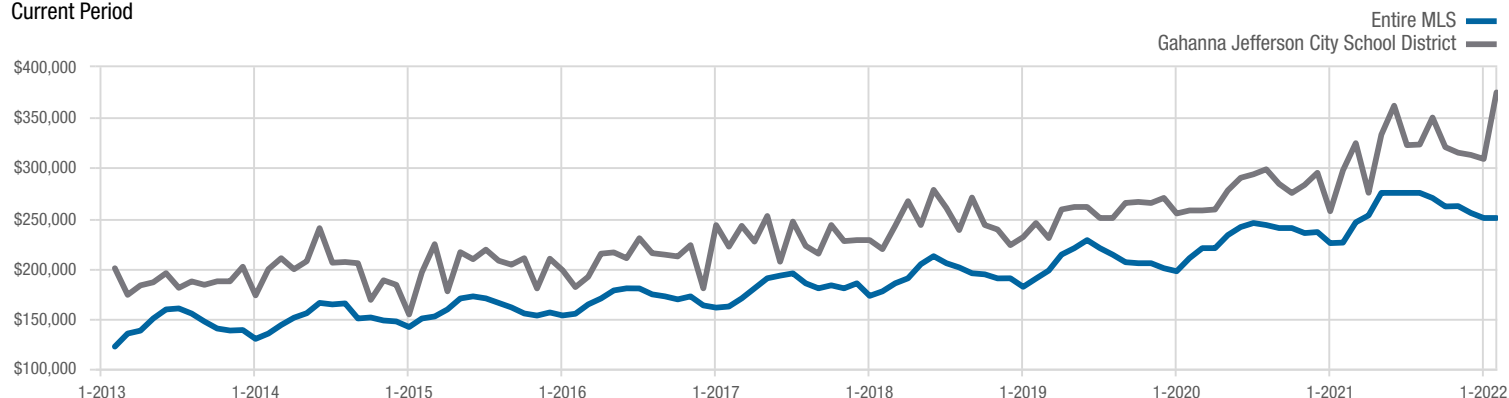
### In Contracts

■ 2021 ■ 2022



### Median Sales Price

Current Period



Each data point represents the median sales price in a given month.

# Local Market Update – February 2022

A RESEARCH TOOL PROVIDED BY THE COLUMBUS REALTORS®  
BASED ON RESIDENTIAL LISTING DATA ONLY

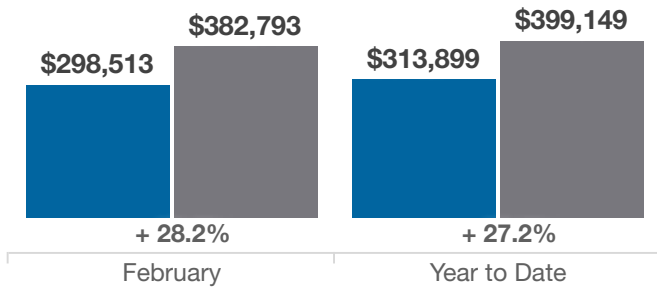


## Gahanna Jefferson City School District

Franklin County

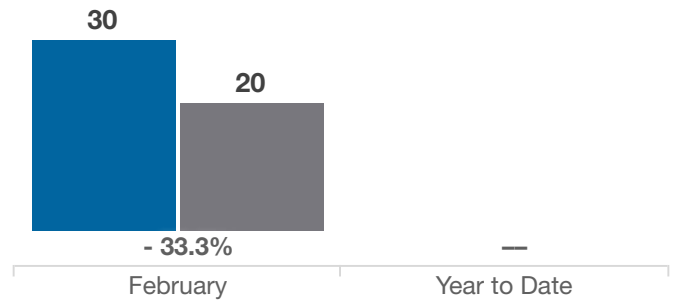
### Average Sales Price

■ 2021 ■ 2022



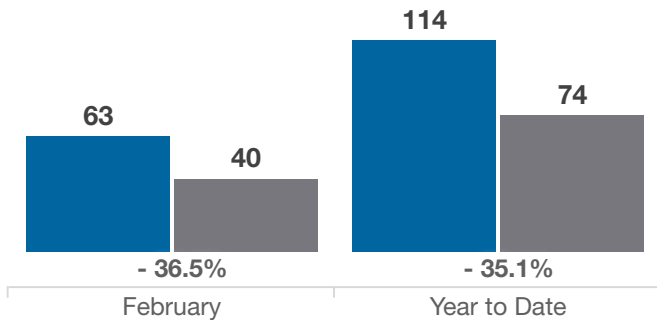
### Inventory of Homes for Sale

■ 2021 ■ 2022



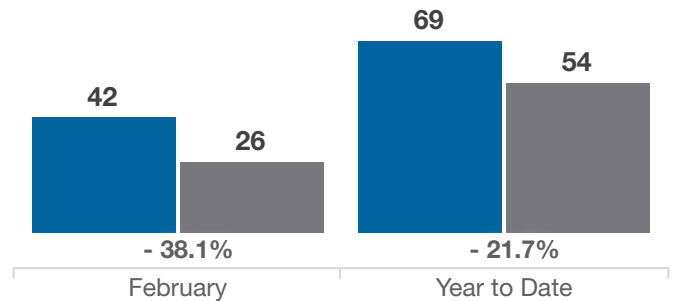
### New Listings

■ 2021 ■ 2022



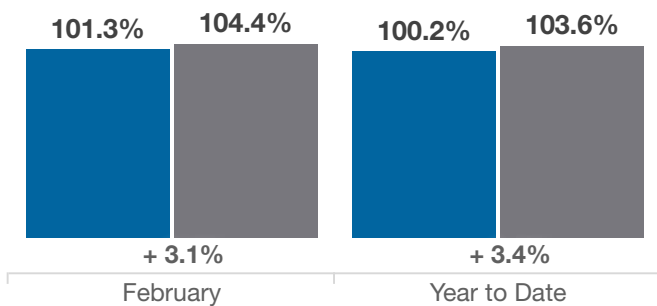
### Single Family Sales

■ 2021 ■ 2022



### Pct. Of Orig. List Price Received

■ 2021 ■ 2022



### Condo Sales

■ 2021 ■ 2022

