

Local Market Update – February 2022

A RESEARCH TOOL PROVIDED BY THE COLUMBUS REALTORS®
BASED ON RESIDENTIAL LISTING DATA ONLY



Grandview Heights (Corp.)

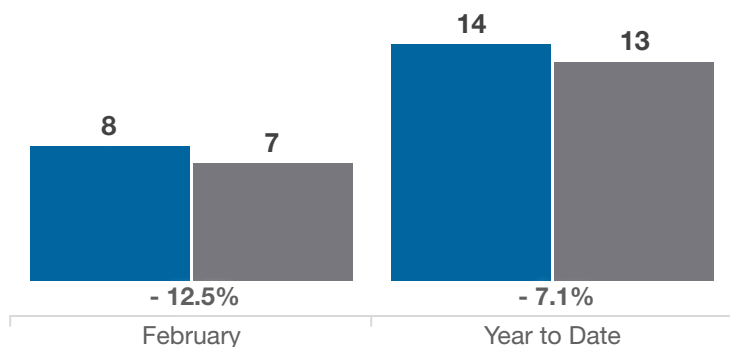
Franklin County

Key Metrics	February			Year to Date		
	2021	2022	% Change	Thru 2-2021	Thru 2-2022	% Change
Closed Sales	8	7	- 12.5%	14	13	- 7.1%
In Contracts	10	6	- 40.0%	22	12	- 45.5%
Average Sales Price*	\$377,119	\$491,714	+ 30.4%	\$402,786	\$488,649	+ 21.3%
Median Sales Price*	\$355,200	\$335,000	- 5.7%	\$381,250	\$470,000	+ 23.3%
Average Price Per Square Foot*	\$238.31	\$276.02	+ 15.8%	\$265.01	\$274.44	+ 3.6%
Percent of Original List Price Received*	97.6%	95.0%	- 2.7%	99.5%	100.3%	+ 0.8%
Percent of Last List Price Received*	99.2%	97.6%	- 1.6%	100.4%	100.5%	+ 0.1%
Days on Market Until Sale	48	28	- 41.7%	39	52	+ 33.3%
New Listings	6	8	+ 33.3%	13	13	0.0%
Median List Price of New Listings	\$300,000	\$492,500	+ 64.2%	\$435,900	\$475,000	+ 9.0%
Median List Price at Time of Sale	\$367,825	\$339,900	- 7.6%	\$380,325	\$449,900	+ 18.3%
Inventory of Homes for Sale	7	17	+ 142.9%	—	—	—
Months Supply of Inventory	0.5	1.8	+ 260.0%	—	—	—

* Does not account for sale concessions and/or downpayment assistance. | Percent changes are calculated using rounded figures and can sometimes look extreme due to small sample size.

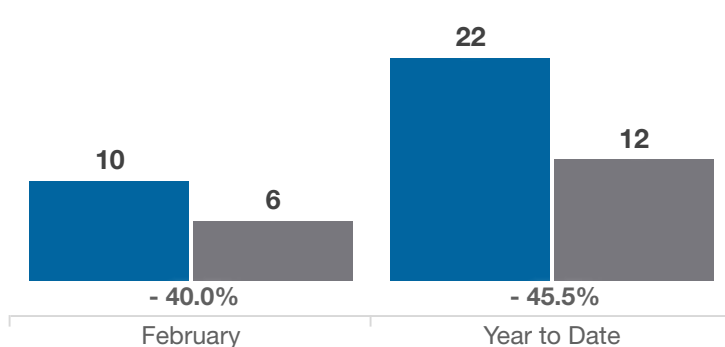
Closed Sales

■ 2021 ■ 2022



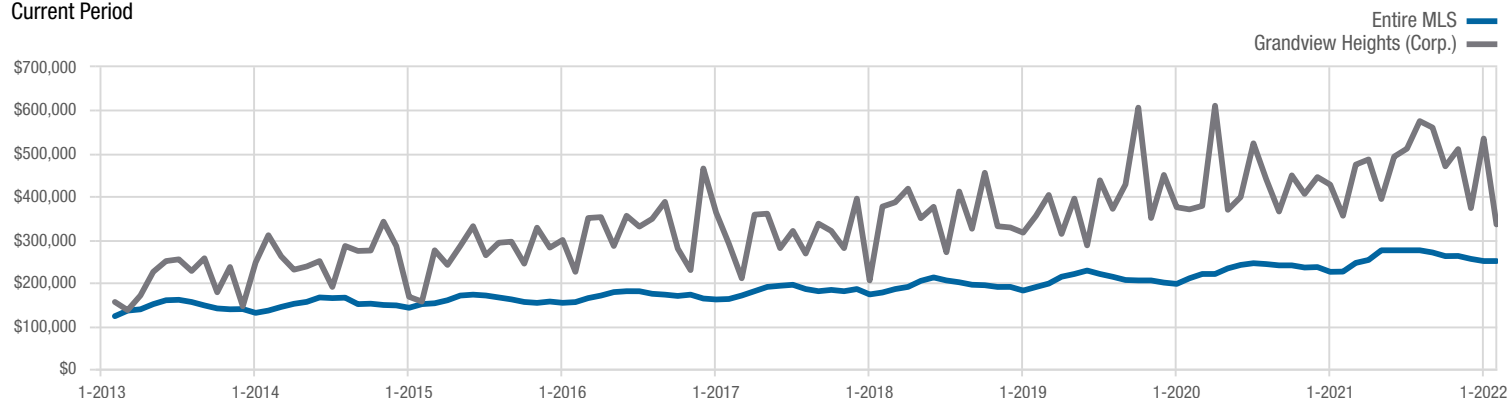
In Contracts

■ 2021 ■ 2022



Median Sales Price

Current Period



Each data point represents the median sales price in a given month.

Local Market Update – February 2022

A RESEARCH TOOL PROVIDED BY THE COLUMBUS REALTORS®
BASED ON RESIDENTIAL LISTING DATA ONLY

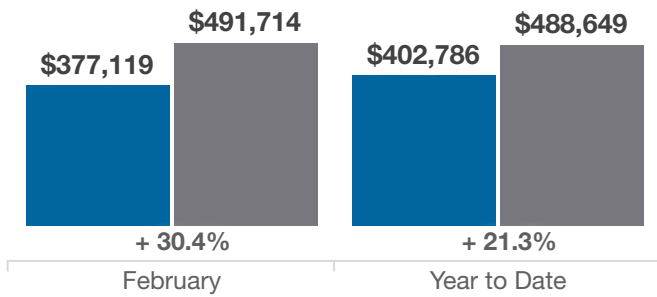


Grandview Heights (Corp.)

Franklin County

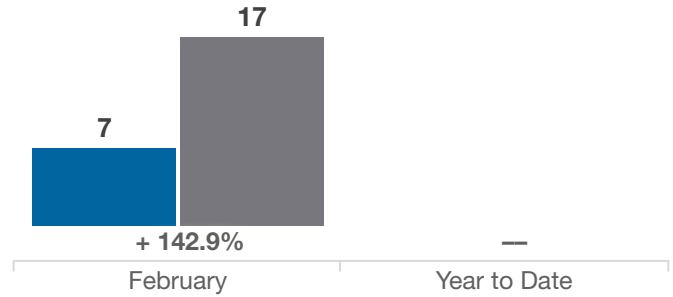
Average Sales Price

■ 2021 ■ 2022



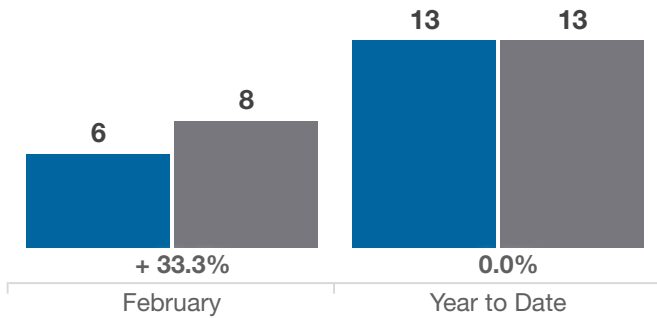
Inventory of Homes for Sale

■ 2021 ■ 2022



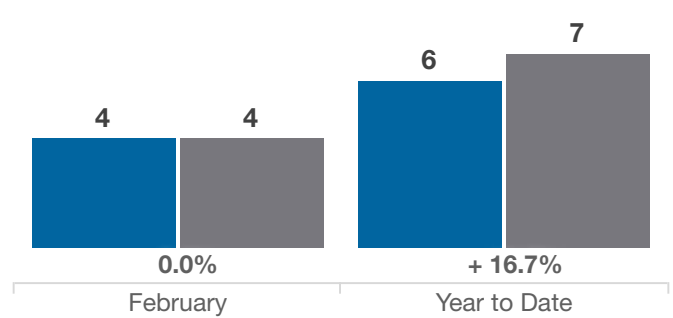
New Listings

■ 2021 ■ 2022



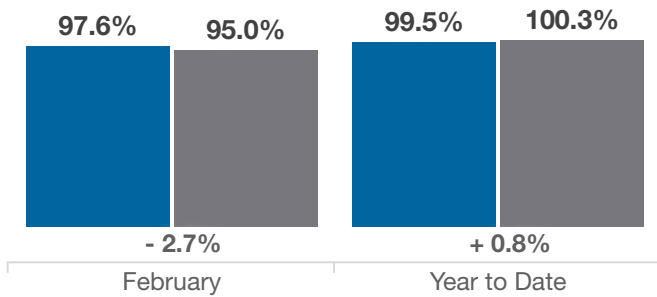
Single Family Sales

■ 2021 ■ 2022



Pct. Of Orig. List Price Received

■ 2021 ■ 2022



Condo Sales

■ 2021 ■ 2022

