

Local Market Update – February 2022

A RESEARCH TOOL PROVIDED BY THE COLUMBUS REALTORS®
BASED ON RESIDENTIAL LISTING DATA ONLY



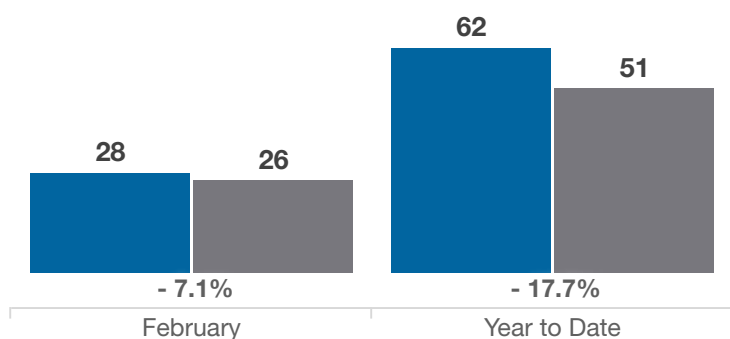
Madison County

Key Metrics	February			Year to Date		
	2021	2022	% Change	Thru 2-2021	Thru 2-2022	% Change
Closed Sales	28	26	- 7.1%	62	51	- 17.7%
In Contracts	33	40	+ 21.2%	74	75	+ 1.4%
Average Sales Price*	\$209,652	\$236,806	+ 13.0%	\$221,576	\$260,626	+ 17.6%
Median Sales Price*	\$191,750	\$227,607	+ 18.7%	\$213,000	\$234,607	+ 10.1%
Average Price Per Square Foot*	\$126.31	\$156.53	+ 23.9%	\$125.64	\$159.07	+ 26.6%
Percent of Original List Price Received*	99.4%	94.8%	- 4.6%	98.7%	95.5%	- 3.2%
Percent of Last List Price Received*	100.8%	97.3%	- 3.5%	99.4%	97.7%	- 1.7%
Days on Market Until Sale	18	24	+ 33.3%	24	27	+ 12.5%
New Listings	27	37	+ 37.0%	55	75	+ 36.4%
Median List Price of New Listings	\$239,900	\$250,000	+ 4.2%	\$219,900	\$249,900	+ 13.6%
Median List Price at Time of Sale	\$194,000	\$225,000	+ 16.0%	\$215,000	\$234,950	+ 9.3%
Inventory of Homes for Sale	14	34	+ 142.9%	—	—	—
Months Supply of Inventory	0.3	0.8	+ 166.7%	—	—	—

* Does not account for sale concessions and/or downpayment assistance. | Percent changes are calculated using rounded figures and can sometimes look extreme due to small sample size.

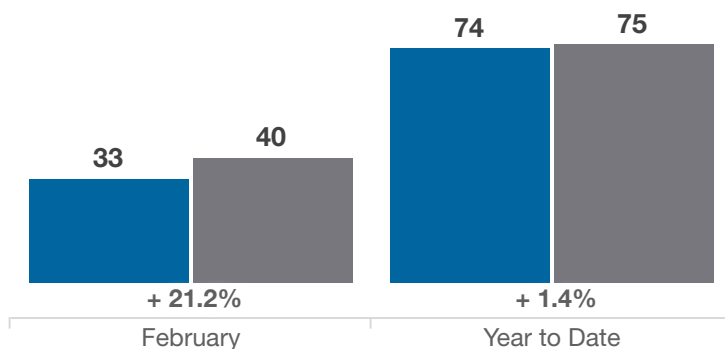
Closed Sales

■ 2021 ■ 2022



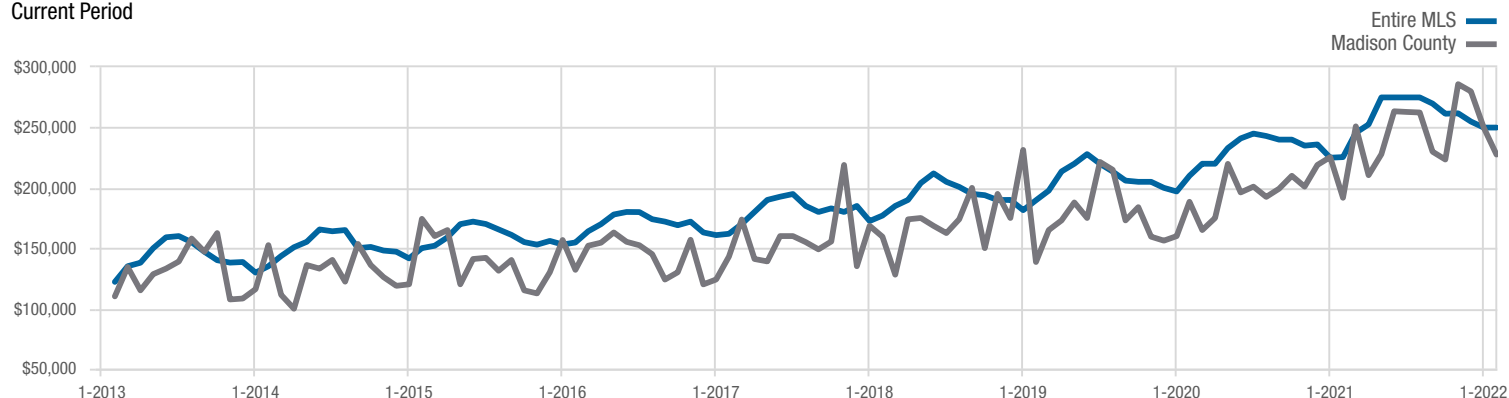
In Contracts

■ 2021 ■ 2022



Median Sales Price

Current Period



Each data point represents the median sales price in a given month.

Local Market Update – February 2022

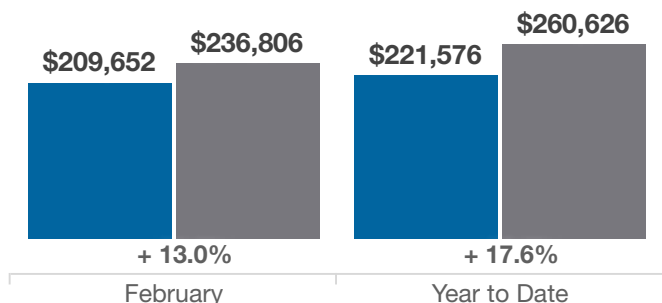
A RESEARCH TOOL PROVIDED BY THE COLUMBUS REALTORS®
BASED ON RESIDENTIAL LISTING DATA ONLY



Madison County

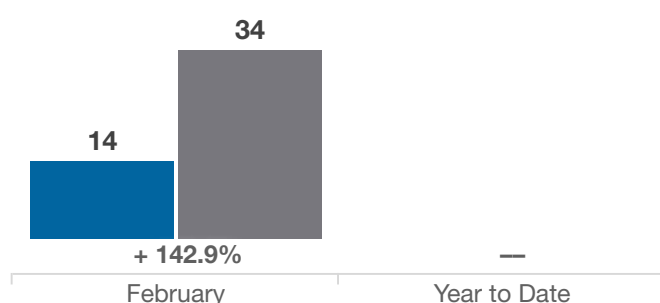
Average Sales Price

■ 2021 ■ 2022



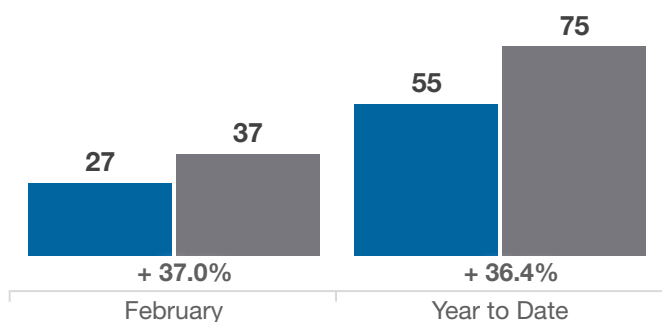
Inventory of Homes for Sale

■ 2021 ■ 2022



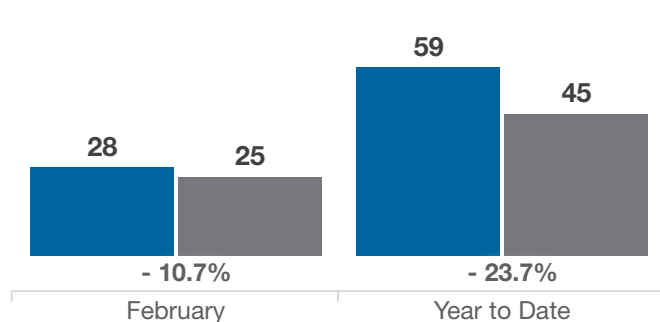
New Listings

■ 2021 ■ 2022



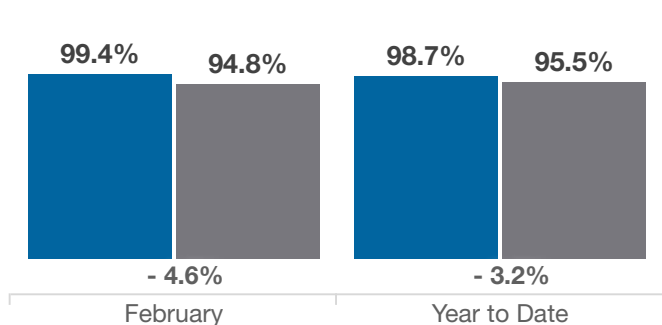
Single Family Sales

■ 2021 ■ 2022



Pct. Of Orig. List Price Received

■ 2021 ■ 2022



Condo Sales

■ 2021 ■ 2022

