

# Local Market Update – February 2022

A RESEARCH TOOL PROVIDED BY THE COLUMBUS REALTORS®  
BASED ON RESIDENTIAL LISTING DATA ONLY



## Pickerington Local School District

Franklin and Fairfield Counties

Key Metrics	February			Year to Date		
	2021	2022	% Change	Thru 2-2021	Thru 2-2022	% Change
Closed Sales	40	38	- 5.0%	80	78	- 2.5%
In Contracts	58	56	- 3.4%	115	105	- 8.7%
Average Sales Price*	\$316,255	\$399,616	+ 26.4%	\$317,174	\$378,081	+ 19.2%
Median Sales Price*	\$280,000	\$399,500	+ 42.7%	\$286,000	\$373,500	+ 30.6%
Average Price Per Square Foot*	\$141.45	\$161.33	+ 14.1%	\$135.46	\$162.33	+ 19.8%
Percent of Original List Price Received*	101.7%	102.9%	+ 1.2%	100.8%	103.4%	+ 2.6%
Percent of Last List Price Received*	101.9%	103.5%	+ 1.6%	101.2%	103.8%	+ 2.6%
Days on Market Until Sale	10	10	0.0%	16	12	- 25.0%
New Listings	58	46	- 20.7%	117	98	- 16.2%
Median List Price of New Listings	\$292,450	\$394,450	+ 34.9%	\$295,000	\$399,000	+ 35.3%
Median List Price at Time of Sale	\$277,450	\$379,950	+ 36.9%	\$279,900	\$359,900	+ 28.6%
Inventory of Homes for Sale	38	18	- 52.6%	—	—	—
Months Supply of Inventory	0.5	0.2	- 60.0%	—	—	—

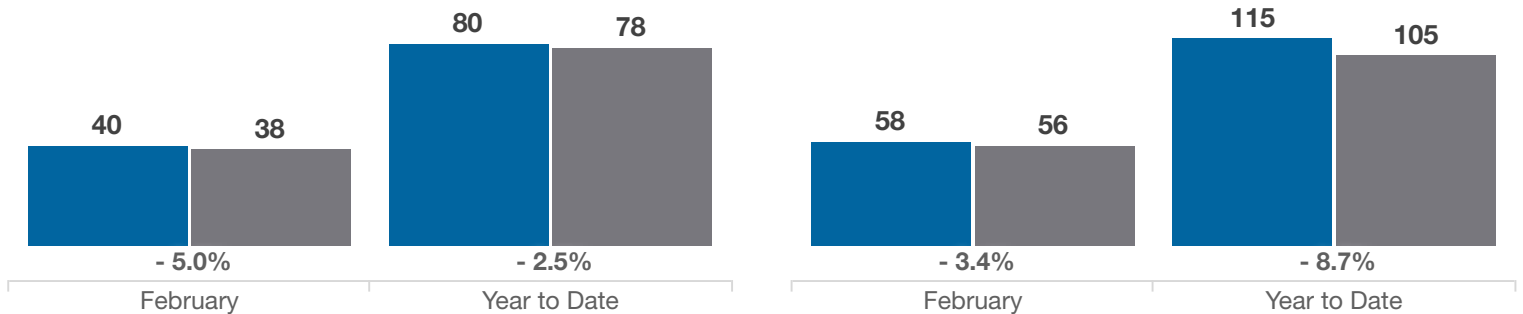
\* Does not account for sale concessions and/or downpayment assistance. | Percent changes are calculated using rounded figures and can sometimes look extreme due to small sample size.

### Closed Sales

■ 2021 ■ 2022

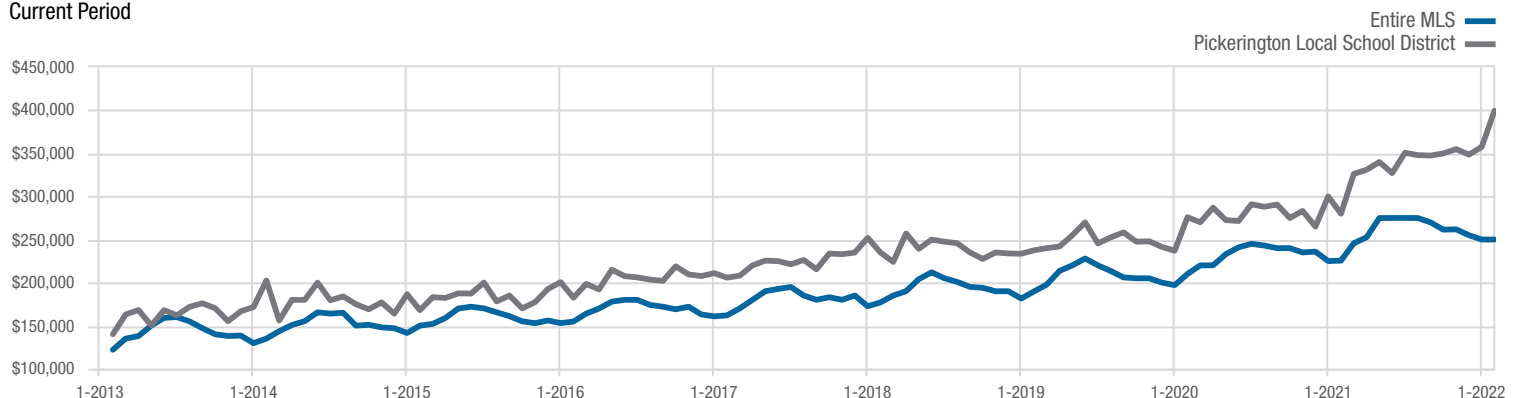
### In Contracts

■ 2021 ■ 2022



### Median Sales Price

Current Period



Each data point represents the median sales price in a given month.

# Local Market Update – February 2022

A RESEARCH TOOL PROVIDED BY THE COLUMBUS REALTORS®  
BASED ON RESIDENTIAL LISTING DATA ONLY

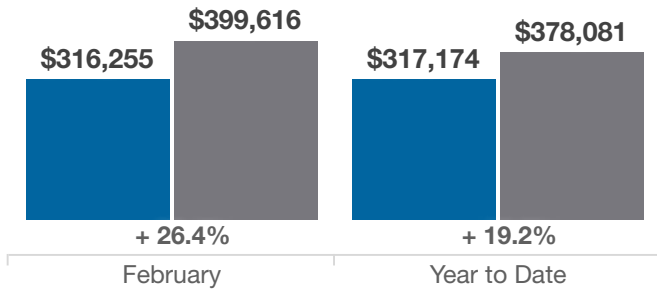


## Pickerington Local School District

Franklin and Fairfield Counties

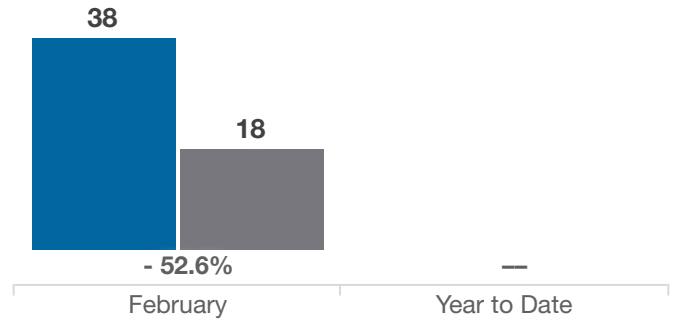
### Average Sales Price

■ 2021 ■ 2022



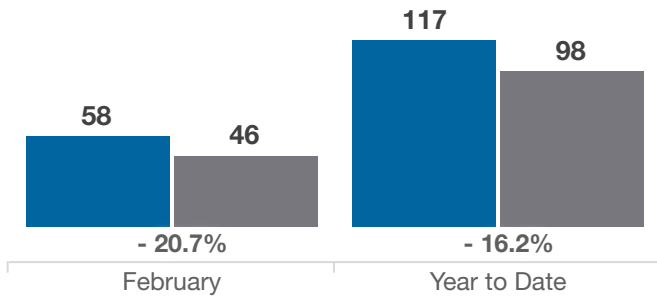
### Inventory of Homes for Sale

■ 2021 ■ 2022



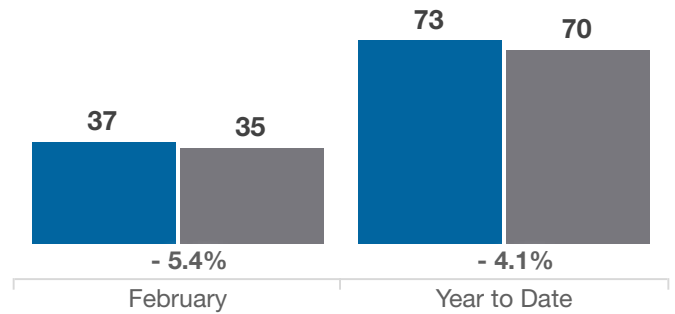
### New Listings

■ 2021 ■ 2022



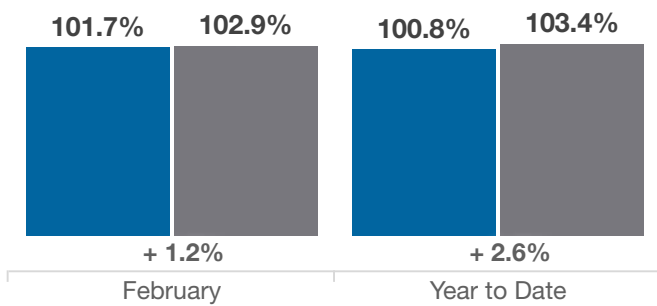
### Single Family Sales

■ 2021 ■ 2022



### Pct. Of Orig. List Price Received

■ 2021 ■ 2022



### Condo Sales

■ 2021 ■ 2022

