

# Local Market Update – February 2022

A RESEARCH TOOL PROVIDED BY THE COLUMBUS REALTORS®  
BASED ON RESIDENTIAL LISTING DATA ONLY



## Reynoldsburg City School District

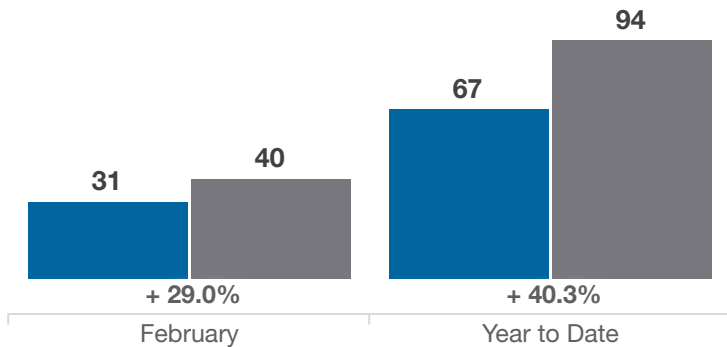
Franklin, Fairfield and Licking Counties

Key Metrics	February			Year to Date		
	2021	2022	% Change	Thru 2-2021	Thru 2-2022	% Change
Closed Sales	31	40	+ 29.0%	67	94	+ 40.3%
In Contracts	32	33	+ 3.1%	67	82	+ 22.4%
Average Sales Price*	\$220,252	\$251,540	+ 14.2%	\$212,181	\$252,276	+ 18.9%
Median Sales Price*	\$230,000	\$232,450	+ 1.1%	\$215,000	\$255,000	+ 18.6%
Average Price Per Square Foot*	\$133.33	\$154.07	+ 15.6%	\$130.37	\$153.29	+ 17.6%
Percent of Original List Price Received*	100.9%	103.6%	+ 2.7%	100.8%	103.9%	+ 3.1%
Percent of Last List Price Received*	101.3%	103.1%	+ 1.8%	101.0%	103.1%	+ 2.1%
Days on Market Until Sale	12	16	+ 33.3%	11	14	+ 27.3%
New Listings	32	31	- 3.1%	64	73	+ 14.1%
Median List Price of New Listings	\$187,450	\$284,900	+ 52.0%	\$199,700	\$249,900	+ 25.1%
Median List Price at Time of Sale	\$227,000	\$222,400	- 2.0%	\$205,000	\$247,400	+ 20.7%
Inventory of Homes for Sale	16	17	+ 6.3%	—	—	—
Months Supply of Inventory	0.3	0.3	0.0%	—	—	—

\* Does not account for sale concessions and/or downpayment assistance. | Percent changes are calculated using rounded figures and can sometimes look extreme due to small sample size.

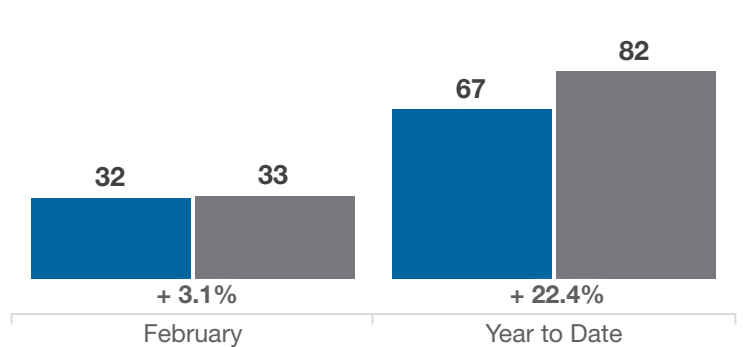
### Closed Sales

■ 2021 ■ 2022



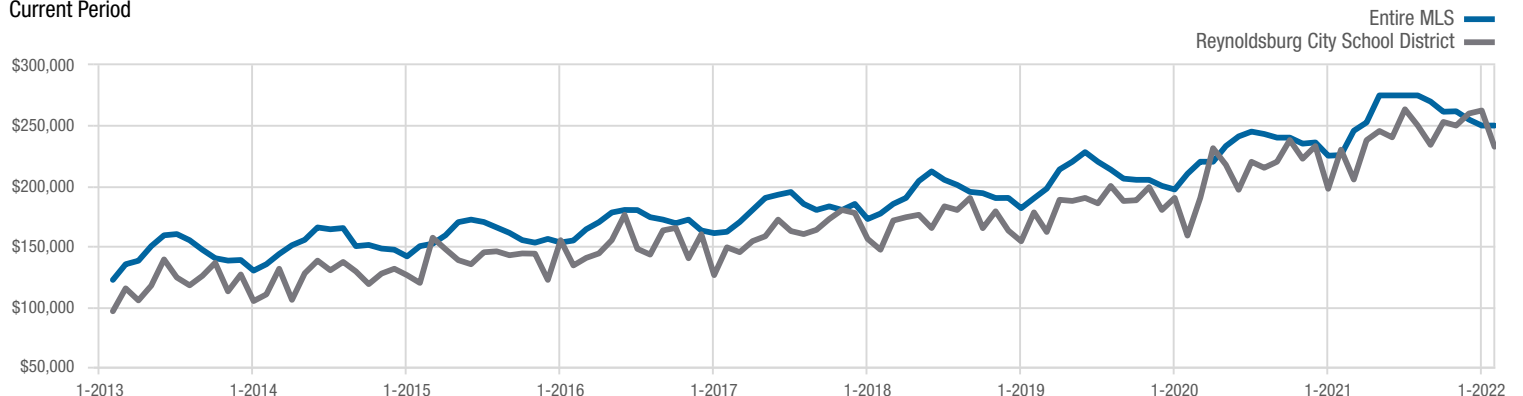
### In Contracts

■ 2021 ■ 2022



### Median Sales Price

Current Period



Each data point represents the median sales price in a given month.

# Local Market Update – February 2022

A RESEARCH TOOL PROVIDED BY THE COLUMBUS REALTORS®  
BASED ON RESIDENTIAL LISTING DATA ONLY

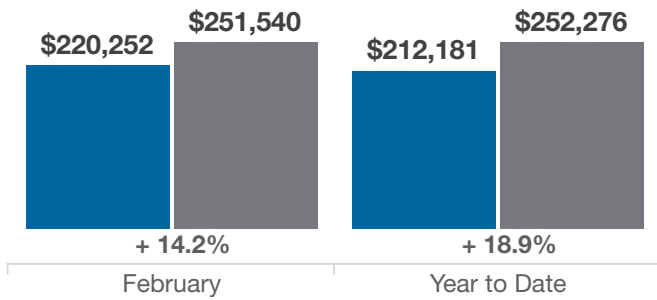


## Reynoldsburg City School District

Franklin, Fairfield and Licking Counties

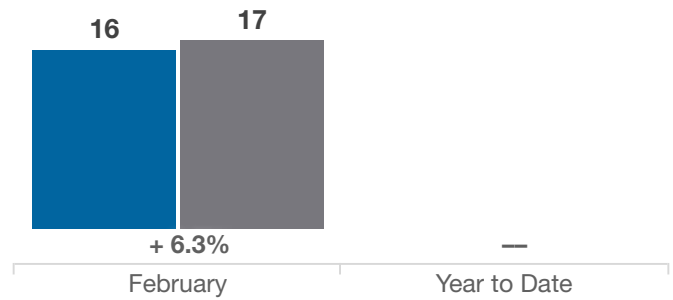
### Average Sales Price

■ 2021 ■ 2022



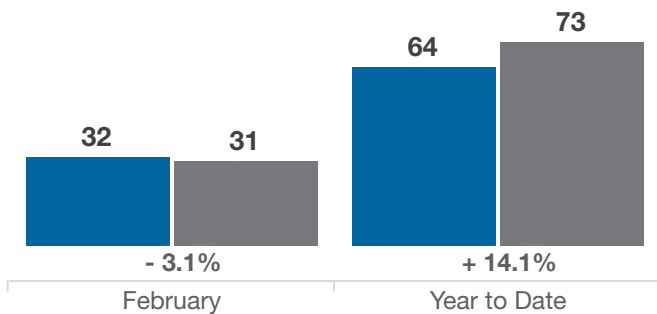
### Inventory of Homes for Sale

■ 2021 ■ 2022



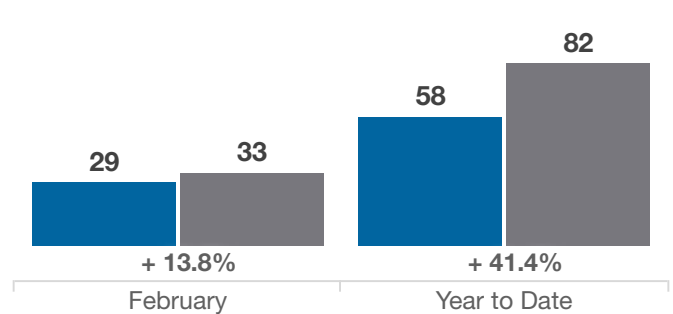
### New Listings

■ 2021 ■ 2022



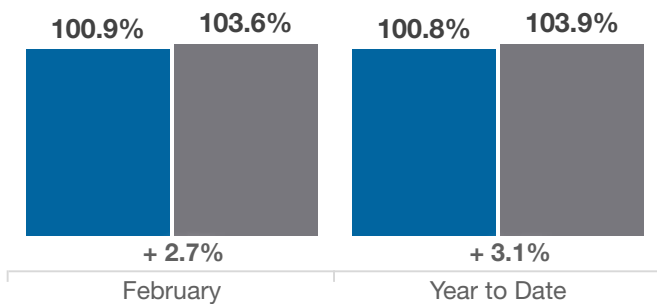
### Single Family Sales

■ 2021 ■ 2022



### Pct. Of Orig. List Price Received

■ 2021 ■ 2022



### Condo Sales

■ 2021 ■ 2022

