

Local Market Update – February 2022

A RESEARCH TOOL PROVIDED BY THE COLUMBUS REALTORS®
BASED ON RESIDENTIAL LISTING DATA ONLY



South-Western City School District (Grove City)

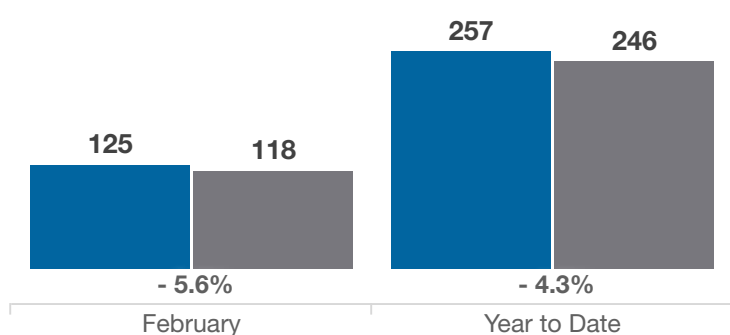
Franklin and Pickaway Counties

Key Metrics	February			Year to Date		
	2021	2022	% Change	Thru 2-2021	Thru 2-2022	% Change
Closed Sales	125	118	- 5.6%	257	246	- 4.3%
In Contracts	170	149	- 12.4%	314	278	- 11.5%
Average Sales Price*	\$244,945	\$264,670	+ 8.1%	\$236,264	\$266,026	+ 12.6%
Median Sales Price*	\$217,500	\$244,500	+ 12.4%	\$215,000	\$248,150	+ 15.4%
Average Price Per Square Foot*	\$145.59	\$167.68	+ 15.2%	\$145.14	\$166.33	+ 14.6%
Percent of Original List Price Received*	101.3%	102.4%	+ 1.1%	100.4%	101.7%	+ 1.3%
Percent of Last List Price Received*	101.7%	102.4%	+ 0.7%	100.8%	101.9%	+ 1.1%
Days on Market Until Sale	17	17	0.0%	17	17	0.0%
New Listings	135	120	- 11.1%	308	249	- 19.2%
Median List Price of New Listings	\$229,900	\$248,700	+ 8.2%	\$226,500	\$239,900	+ 5.9%
Median List Price at Time of Sale	\$215,000	\$239,900	+ 11.6%	\$209,900	\$240,000	+ 14.3%
Inventory of Homes for Sale	84	73	- 13.1%	—	—	—
Months Supply of Inventory	0.5	0.4	- 20.0%	—	—	—

* Does not account for sale concessions and/or downpayment assistance. | Percent changes are calculated using rounded figures and can sometimes look extreme due to small sample size.

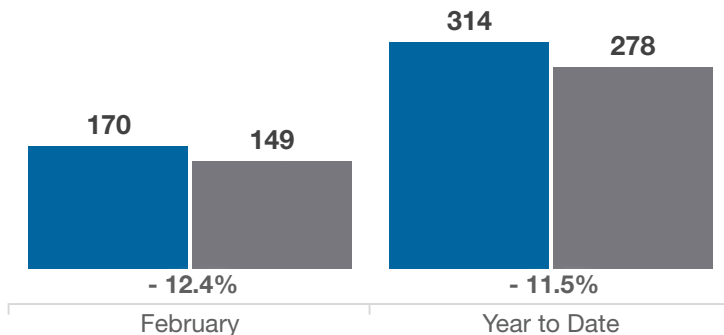
Closed Sales

■ 2021 ■ 2022



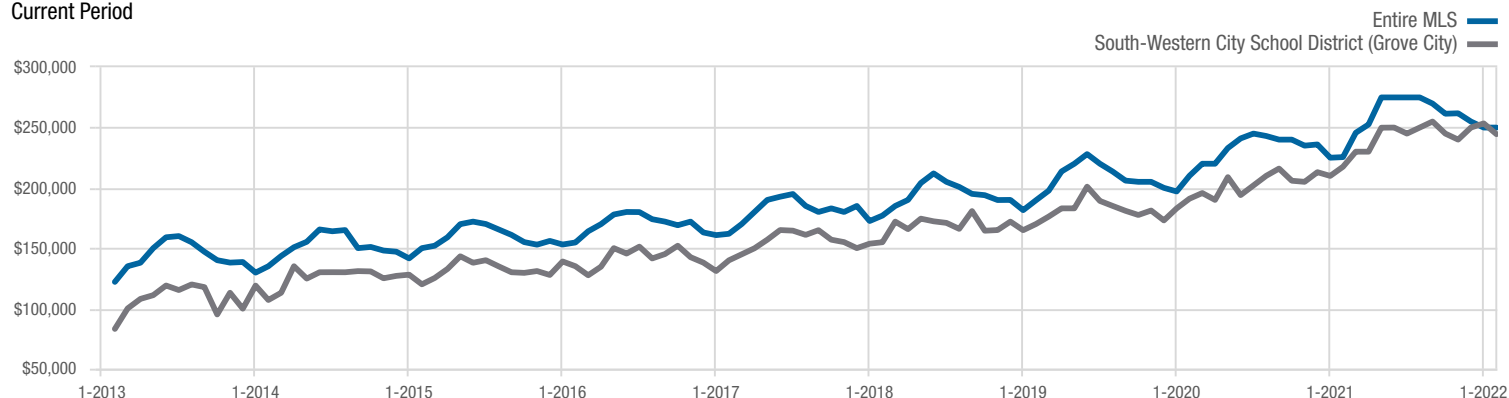
In Contracts

■ 2021 ■ 2022



Median Sales Price

Current Period



Each data point represents the median sales price in a given month.

Local Market Update – February 2022

A RESEARCH TOOL PROVIDED BY THE COLUMBUS REALTORS®
BASED ON RESIDENTIAL LISTING DATA ONLY

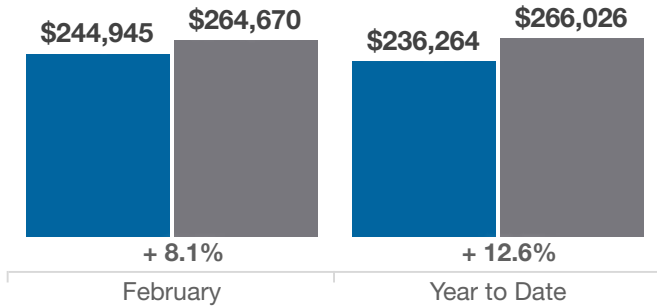


South-Western City School District (Grove City)

Franklin and Pickaway Counties

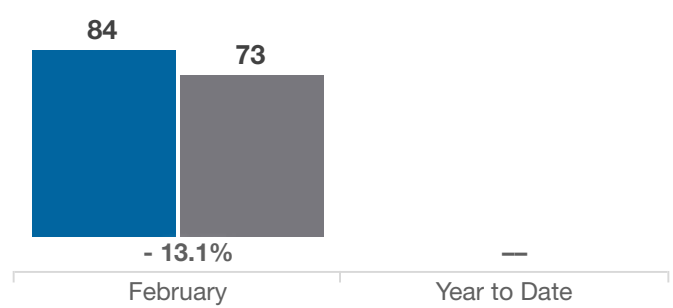
Average Sales Price

■ 2021 ■ 2022



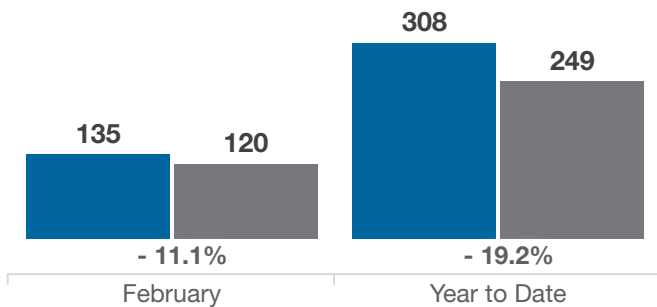
Inventory of Homes for Sale

■ 2021 ■ 2022



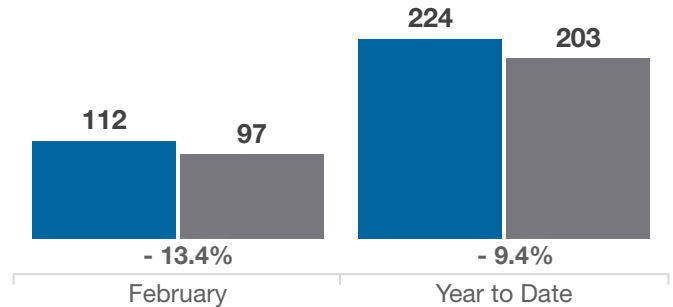
New Listings

■ 2021 ■ 2022



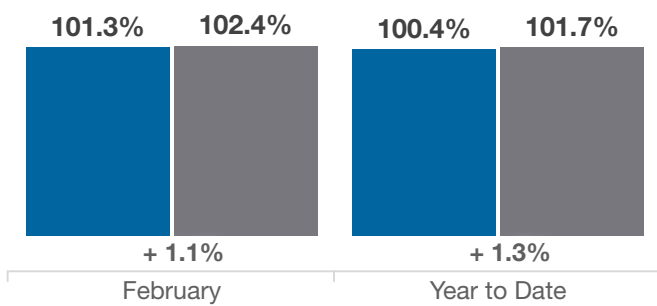
Single Family Sales

■ 2021 ■ 2022



Pct. Of Orig. List Price Received

■ 2021 ■ 2022



Condo Sales

■ 2021 ■ 2022

