

Local Market Update – February 2022

A RESEARCH TOOL PROVIDED BY THE COLUMBUS REALTORS®
BASED ON RESIDENTIAL LISTING DATA ONLY



Valleyview (Corp.)

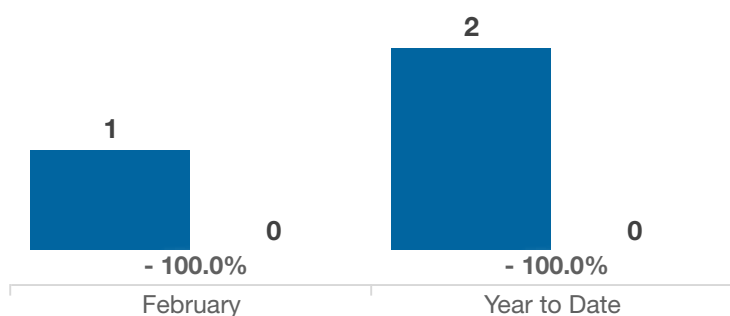
Franklin County

Key Metrics	February			Year to Date		
	2021	2022	% Change	Thru 2-2021	Thru 2-2022	% Change
Closed Sales	1	0	- 100.0%	2	0	- 100.0%
In Contracts	1	0	- 100.0%	1	0	- 100.0%
Average Sales Price*	\$129,850	—	—	\$124,925	—	—
Median Sales Price*	\$129,850	—	—	\$124,925	—	—
Average Price Per Square Foot*	\$190.68	—	—	\$164.78	—	—
Percent of Original List Price Received*	100.0%	—	—	92.9%	—	—
Percent of Last List Price Received*	100.0%	—	—	92.9%	—	—
Days on Market Until Sale	13	—	—	7	—	—
New Listings	0	0	0.0%	1	0	- 100.0%
Median List Price of New Listings	—	—	—	\$129,850	—	—
Median List Price at Time of Sale	\$129,850	—	—	\$134,825	—	—
Inventory of Homes for Sale	0	0	0.0%	—	—	—
Months Supply of Inventory	—	—	—	—	—	—

* Does not account for sale concessions and/or downpayment assistance. | Percent changes are calculated using rounded figures and can sometimes look extreme due to small sample size.

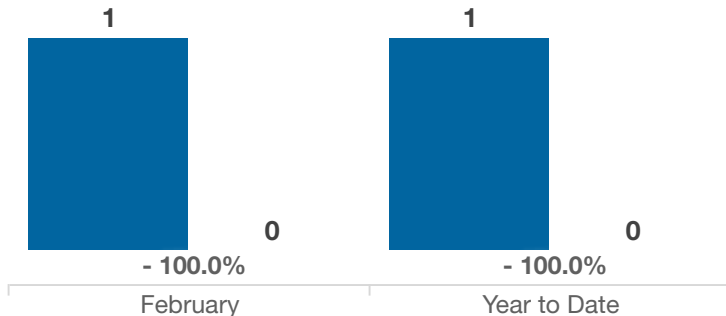
Closed Sales

■ 2021 ■ 2022



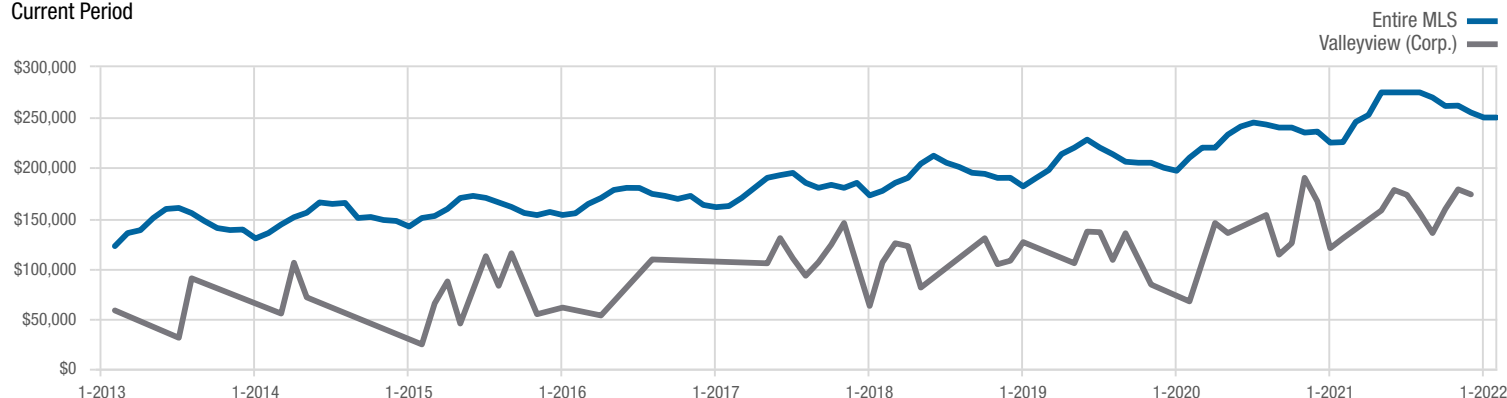
In Contracts

■ 2021 ■ 2022



Median Sales Price

Current Period



Each data point represents the median sales price in a given month.

Local Market Update – February 2022

A RESEARCH TOOL PROVIDED BY THE COLUMBUS REALTORS®
BASED ON RESIDENTIAL LISTING DATA ONLY

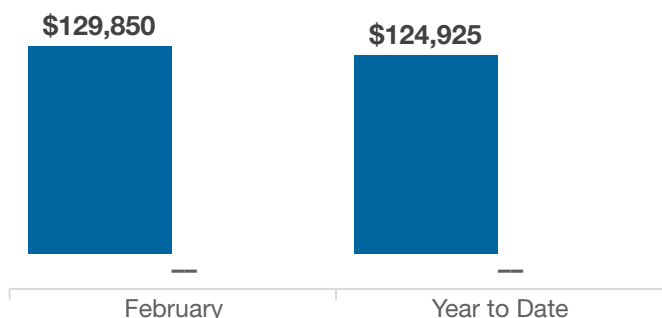


Valleyview (Corp.)

Franklin County

Average Sales Price

■ 2021 ■ 2022



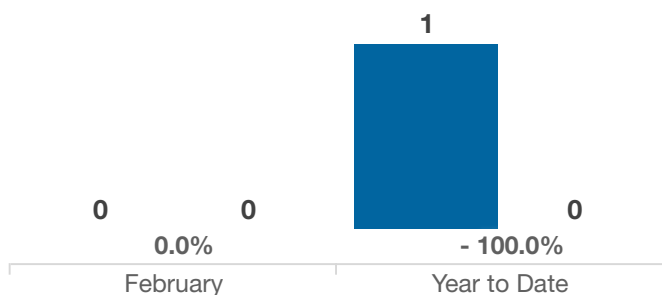
Inventory of Homes for Sale

■ 2021 ■ 2022



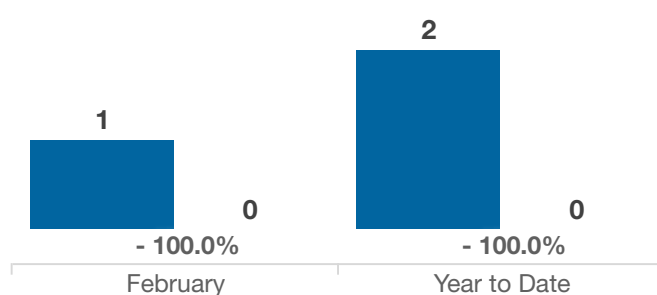
New Listings

■ 2021 ■ 2022



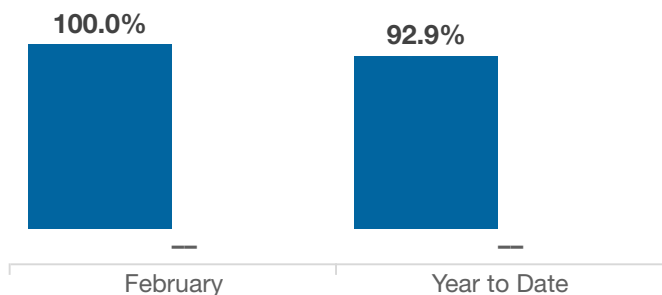
Single Family Sales

■ 2021 ■ 2022



Pct. Of Orig. List Price Received

■ 2021 ■ 2022



Condo Sales

■ 2021 ■ 2022

