

# Local Market Update – February 2022

A RESEARCH TOOL PROVIDED BY THE COLUMBUS REALTORS®  
BASED ON RESIDENTIAL LISTING DATA ONLY



## Westerville City School District

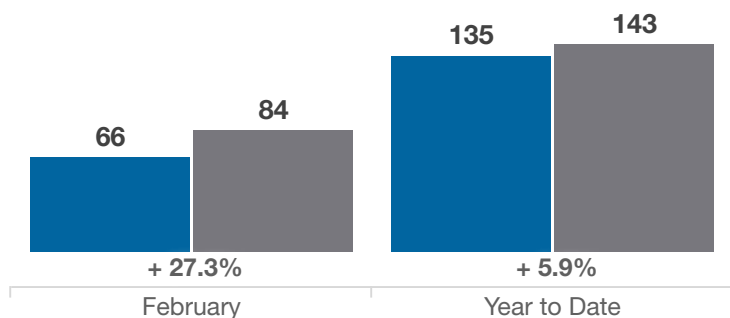
Franklin and Delaware Counties

Key Metrics	February			Year to Date		
	2021	2022	% Change	Thru 2-2021	Thru 2-2022	% Change
Closed Sales	66	84	+ 27.3%	135	143	+ 5.9%
In Contracts	97	79	- 18.6%	176	168	- 4.5%
Average Sales Price*	\$273,148	\$364,675	+ 33.5%	\$269,569	\$349,123	+ 29.5%
Median Sales Price*	\$260,000	\$321,500	+ 23.7%	\$255,000	\$315,000	+ 23.5%
Average Price Per Square Foot*	\$167.65	\$186.89	+ 11.5%	\$164.03	\$184.19	+ 12.3%
Percent of Original List Price Received*	101.9%	103.8%	+ 1.9%	101.2%	103.8%	+ 2.6%
Percent of Last List Price Received*	102.4%	104.5%	+ 2.1%	101.9%	104.0%	+ 2.1%
Days on Market Until Sale	24	12	- 50.0%	21	10	- 52.4%
New Listings	80	78	- 2.5%	166	161	- 3.0%
Median List Price of New Listings	\$262,450	\$299,900	+ 14.3%	\$252,500	\$299,900	+ 18.8%
Median List Price at Time of Sale	\$249,900	\$299,900	+ 20.0%	\$239,000	\$299,900	+ 25.5%
Inventory of Homes for Sale	31	27	- 12.9%	—	—	—
Months Supply of Inventory	0.3	0.2	- 33.3%	—	—	—

\* Does not account for sale concessions and/or downpayment assistance. | Percent changes are calculated using rounded figures and can sometimes look extreme due to small sample size.

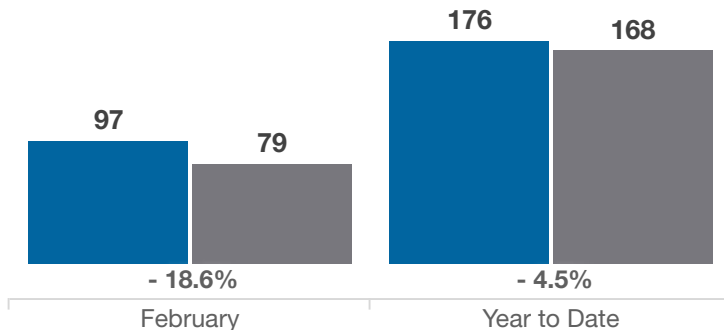
### Closed Sales

■ 2021 ■ 2022



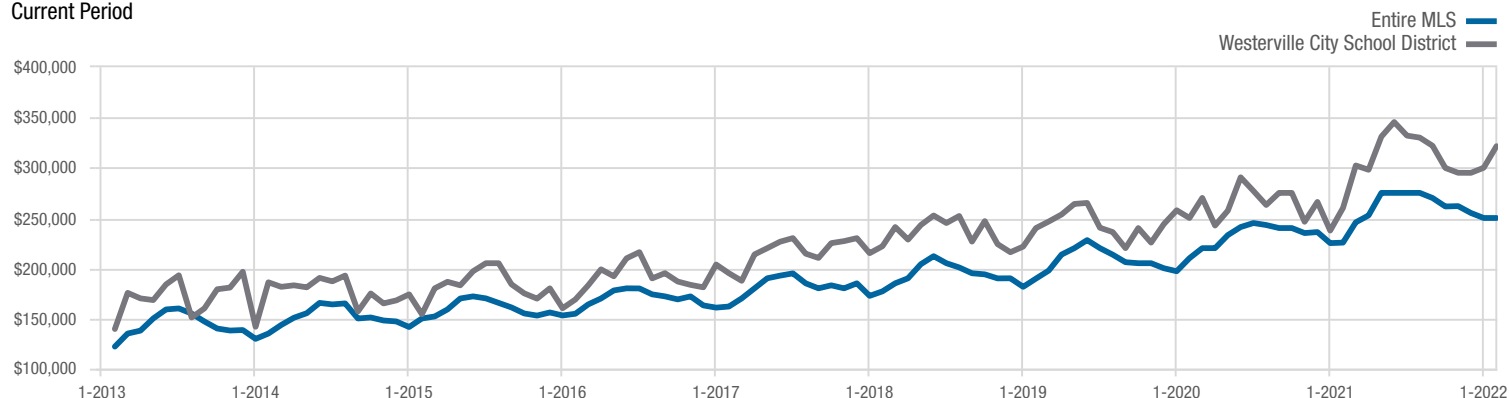
### In Contracts

■ 2021 ■ 2022



### Median Sales Price

Current Period



Each data point represents the median sales price in a given month.

# Local Market Update – February 2022

A RESEARCH TOOL PROVIDED BY THE COLUMBUS REALTORS®  
BASED ON RESIDENTIAL LISTING DATA ONLY

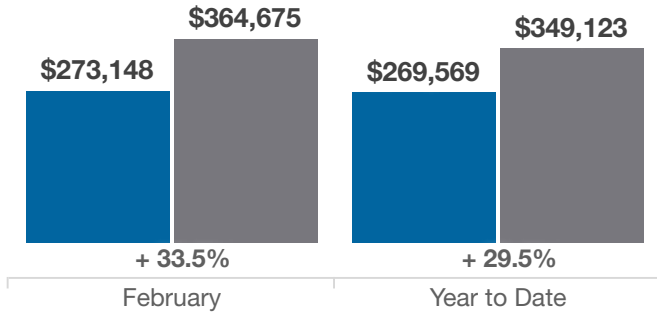


## Westerville City School District

Franklin and Delaware Counties

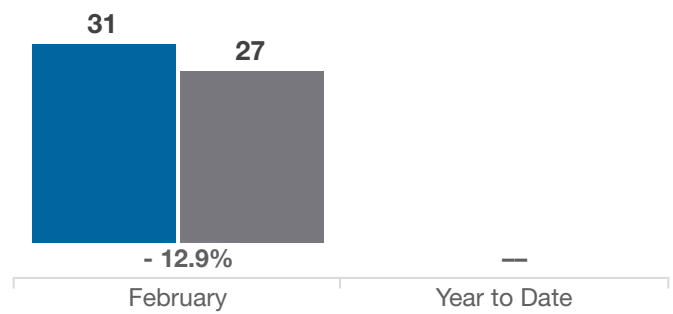
### Average Sales Price

■ 2021 ■ 2022



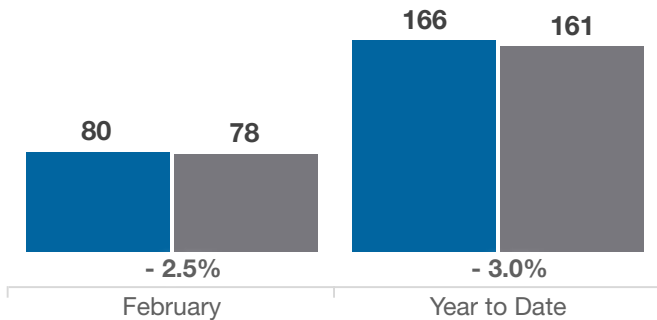
### Inventory of Homes for Sale

■ 2021 ■ 2022



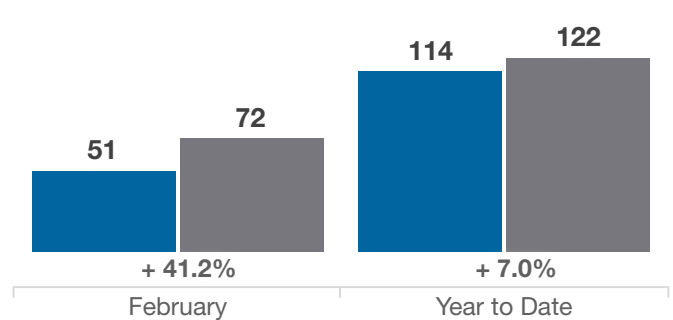
### New Listings

■ 2021 ■ 2022



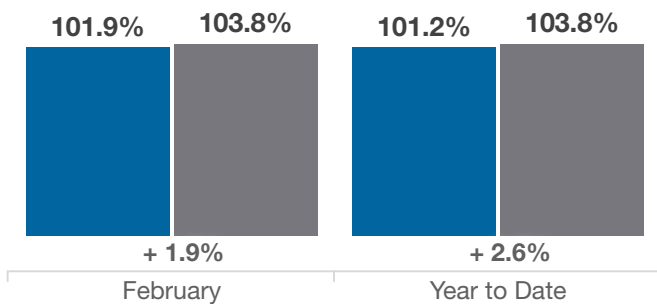
### Single Family Sales

■ 2021 ■ 2022



### Pct. Of Orig. List Price Received

■ 2021 ■ 2022



### Condo Sales

■ 2021 ■ 2022

