

# Local Market Update – March 2022

A RESEARCH TOOL PROVIDED BY THE COLUMBUS REALTORS®  
BASED ON RESIDENTIAL LISTING DATA ONLY



## Columbus City School District

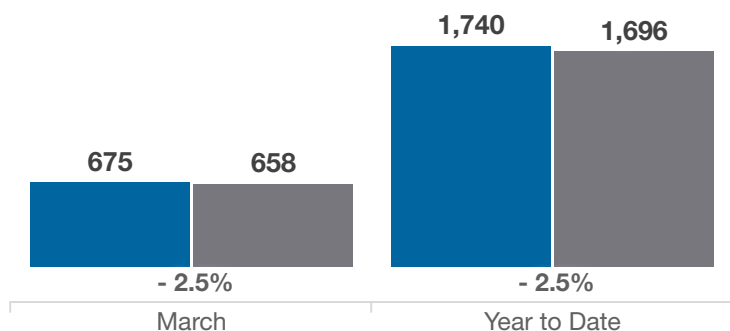
Franklin County

Key Metrics	March			Year to Date		
	2021	2022	% Change	Thru 3-2021	Thru 3-2022	% Change
Closed Sales	675	658	- 2.5%	1,740	1,696	- 2.5%
In Contracts	854	797	- 6.7%	2,025	2,006	- 0.9%
Average Sales Price*	\$236,192	\$260,514	+ 10.3%	\$225,522	\$248,812	+ 10.3%
Median Sales Price*	\$209,718	\$234,000	+ 11.6%	\$198,700	\$217,000	+ 9.2%
Average Price Per Square Foot*	\$165.99	\$183.95	+ 10.8%	\$157.14	\$177.46	+ 12.9%
Percent of Original List Price Received*	101.1%	102.9%	+ 1.8%	99.6%	100.7%	+ 1.1%
Percent of Last List Price Received*	101.9%	103.5%	+ 1.6%	100.7%	101.8%	+ 1.1%
Days on Market Until Sale	25	20	- 20.0%	26	24	- 7.7%
New Listings	811	773	- 4.7%	1,940	1,952	+ 0.6%
Median List Price of New Listings	\$200,000	\$234,900	+ 17.5%	\$199,900	\$220,000	+ 10.1%
Median List Price at Time of Sale	\$199,900	\$225,000	+ 12.6%	\$195,000	\$209,900	+ 7.6%
Inventory of Homes for Sale	440	409	- 7.0%	—	—	—
Months Supply of Inventory	0.6	0.6	0.0%	—	—	—

\* Does not account for sale concessions and/or downpayment assistance. | Percent changes are calculated using rounded figures and can sometimes look extreme due to small sample size.

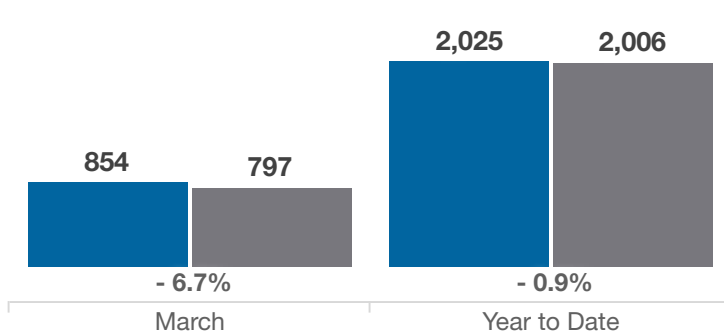
### Closed Sales

■ 2021 ■ 2022



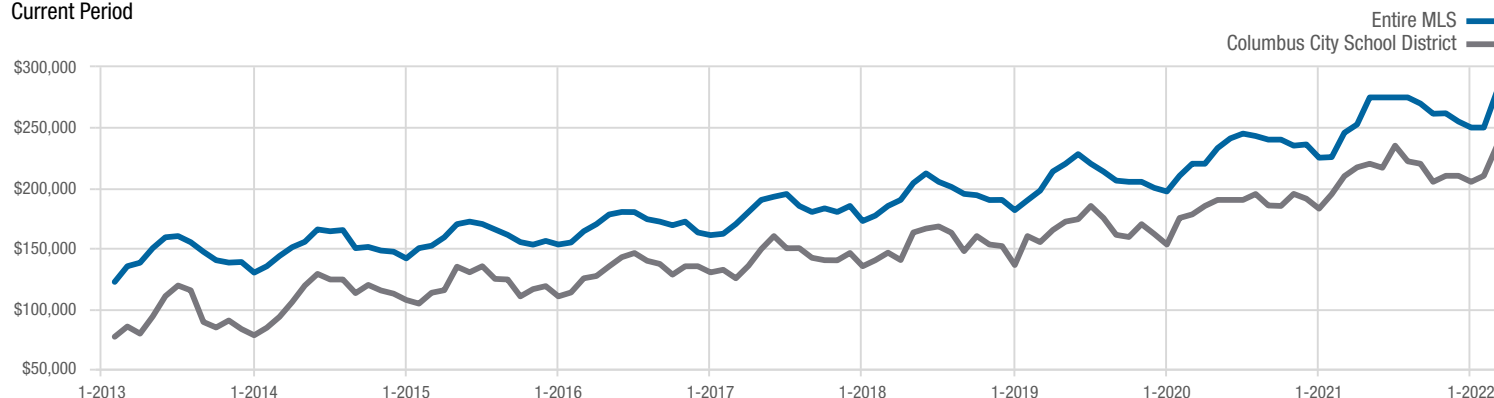
### In Contracts

■ 2021 ■ 2022



### Median Sales Price

Current Period



Each data point represents the median sales price in a given month.

# Local Market Update – March 2022

A RESEARCH TOOL PROVIDED BY THE COLUMBUS REALTORS®  
BASED ON RESIDENTIAL LISTING DATA ONLY

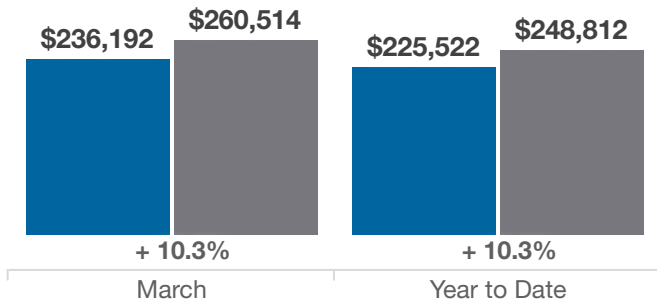


## Columbus City School District

Franklin County

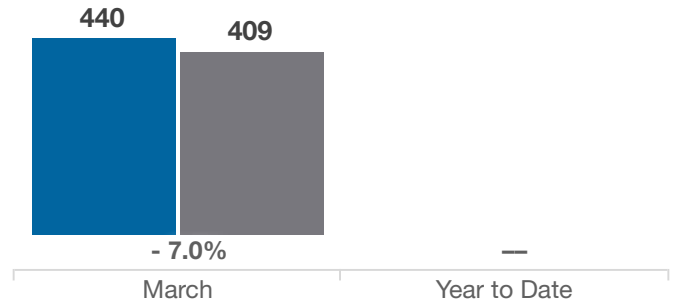
### Average Sales Price

■ 2021 ■ 2022



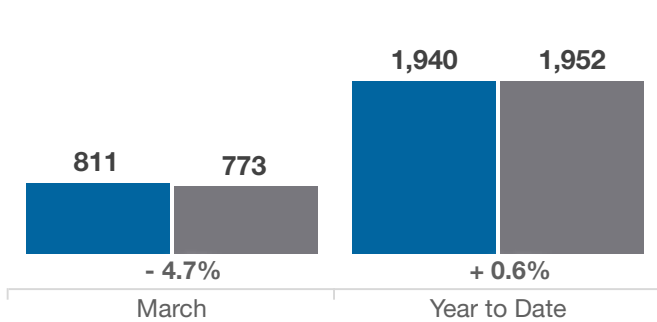
### Inventory of Homes for Sale

■ 2021 ■ 2022



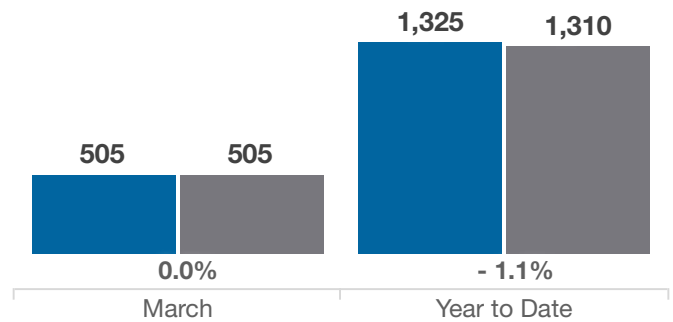
### New Listings

■ 2021 ■ 2022



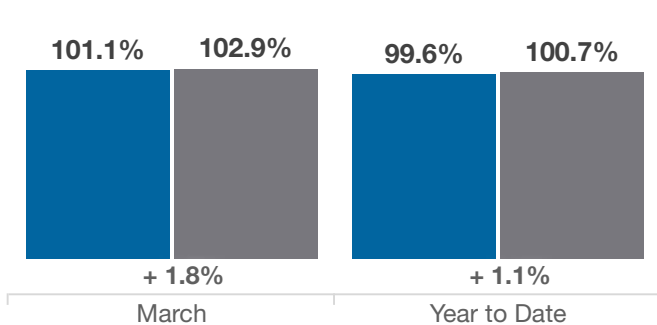
### Single Family Sales

■ 2021 ■ 2022



### Pct. Of Orig. List Price Received

■ 2021 ■ 2022



### Condo Sales

■ 2021 ■ 2022

