

Local Market Update – March 2022

A RESEARCH TOOL PROVIDED BY THE COLUMBUS REALTORS®
BASED ON RESIDENTIAL LISTING DATA ONLY



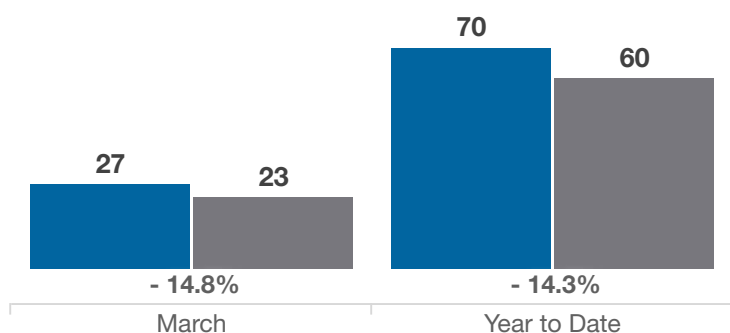
Fayette County

| Key Metrics | March | | | Year to Date | | |
|--|-----------|-----------|----------|--------------|-------------|----------|
| | 2021 | 2022 | % Change | Thru 3-2021 | Thru 3-2022 | % Change |
| Closed Sales | 27 | 23 | - 14.8% | 70 | 60 | - 14.3% |
| In Contracts | 34 | 40 | + 17.6% | 81 | 79 | - 2.5% |
| Average Sales Price* | \$174,351 | \$157,559 | - 9.6% | \$176,693 | \$177,151 | + 0.3% |
| Median Sales Price* | \$153,000 | \$148,500 | - 2.9% | \$154,450 | \$170,000 | + 10.1% |
| Average Price Per Square Foot* | \$99.99 | \$110.84 | + 10.9% | \$105.48 | \$123.98 | + 17.5% |
| Percent of Original List Price Received* | 97.7% | 99.7% | + 2.0% | 98.2% | 98.0% | - 0.2% |
| Percent of Last List Price Received* | 99.8% | 100.5% | + 0.7% | 99.8% | 99.8% | 0.0% |
| Days on Market Until Sale | 43 | 11 | - 74.4% | 32 | 20 | - 37.5% |
| New Listings | 26 | 38 | + 46.2% | 63 | 80 | + 27.0% |
| Median List Price of New Listings | \$139,900 | \$182,450 | + 30.4% | \$146,000 | \$168,669 | + 15.5% |
| Median List Price at Time of Sale | \$149,900 | \$146,400 | - 2.3% | \$149,900 | \$169,000 | + 12.7% |
| Inventory of Homes for Sale | 20 | 17 | - 15.0% | — | — | — |
| Months Supply of Inventory | 0.8 | 0.5 | - 37.5% | — | — | — |

* Does not account for sale concessions and/or downpayment assistance. | Percent changes are calculated using rounded figures and can sometimes look extreme due to small sample size.

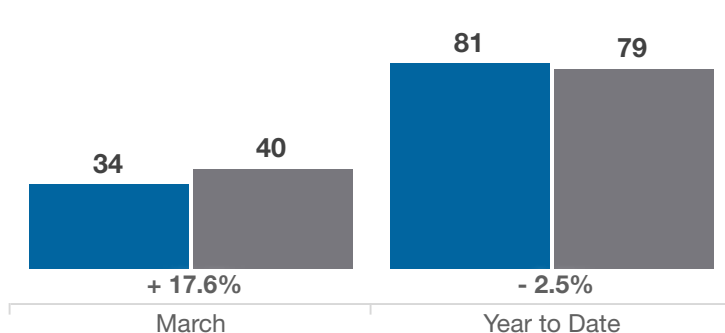
Closed Sales

■ 2021 ■ 2022



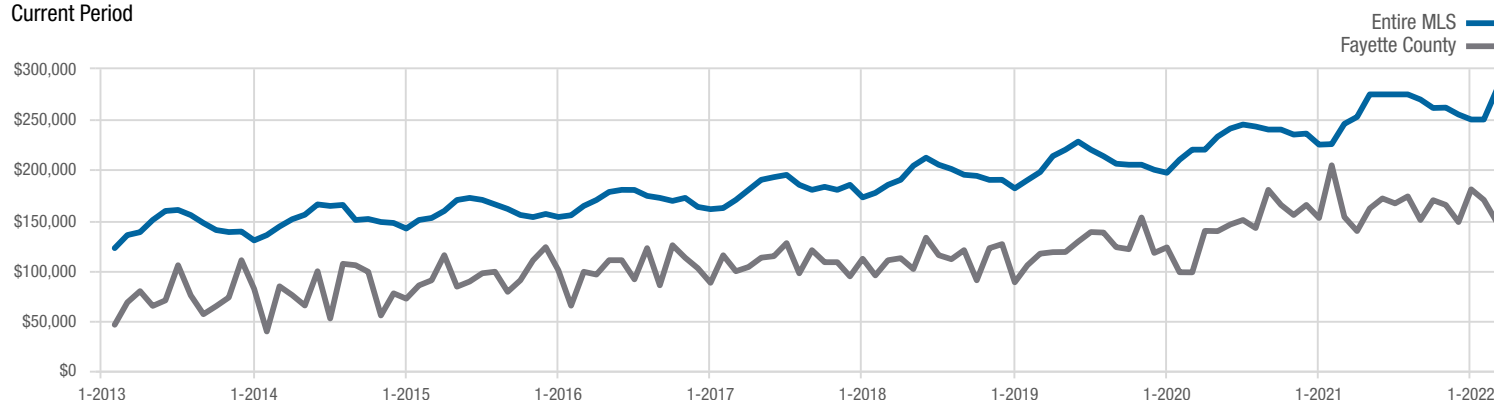
In Contracts

■ 2021 ■ 2022



Median Sales Price

Current Period



Each data point represents the median sales price in a given month.

Local Market Update – March 2022

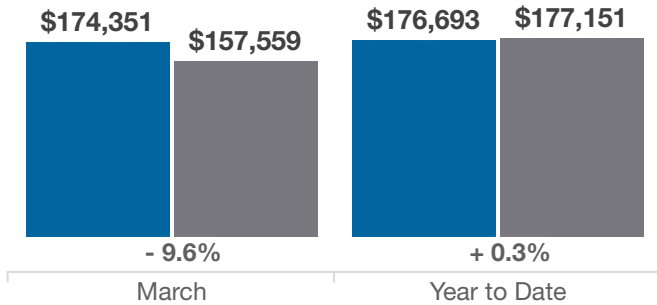
A RESEARCH TOOL PROVIDED BY THE COLUMBUS REALTORS®
BASED ON RESIDENTIAL LISTING DATA ONLY



Fayette County

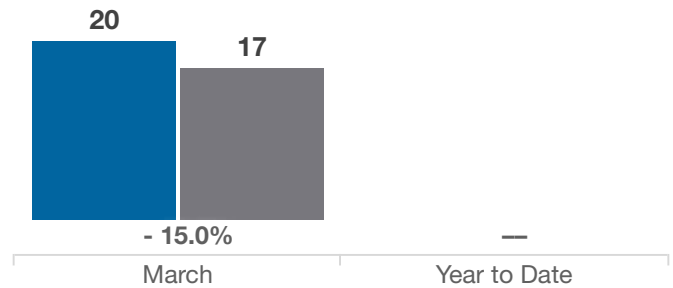
Average Sales Price

■ 2021 ■ 2022



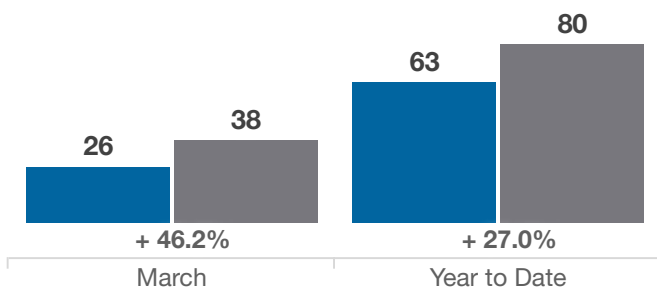
Inventory of Homes for Sale

■ 2021 ■ 2022



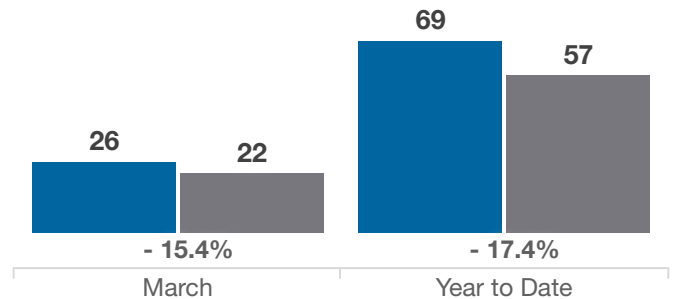
New Listings

■ 2021 ■ 2022



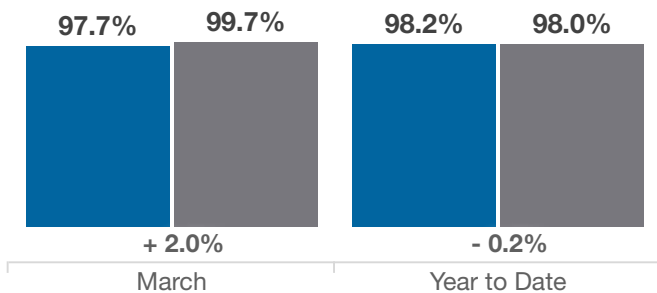
Single Family Sales

■ 2021 ■ 2022



Pct. Of Orig. List Price Received

■ 2021 ■ 2022



Condo Sales

■ 2021 ■ 2022

