

# Local Market Update – March 2022

A RESEARCH TOOL PROVIDED BY THE COLUMBUS REALTORS®  
BASED ON RESIDENTIAL LISTING DATA ONLY



## German Village

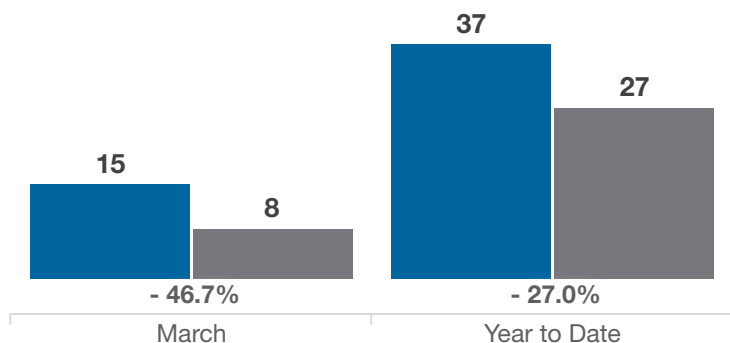
Franklin County (43206 and German Village subdivision)

Key Metrics	March			Year to Date		
	2021	2022	% Change	Thru 3-2021	Thru 3-2022	% Change
Closed Sales	15	8	- 46.7%	37	27	- 27.0%
In Contracts	12	15	+ 25.0%	36	30	- 16.7%
Average Sales Price*	\$617,798	\$658,563	+ 6.6%	\$619,567	\$629,684	+ 1.6%
Median Sales Price*	\$475,550	\$667,500	+ 40.4%	\$510,000	\$485,000	- 4.9%
Average Price Per Square Foot*	\$315.24	\$327.30	+ 3.8%	\$305.68	\$321.30	+ 5.1%
Percent of Original List Price Received*	97.5%	102.4%	+ 5.0%	97.5%	98.1%	+ 0.6%
Percent of Last List Price Received*	98.3%	102.4%	+ 4.2%	98.7%	99.5%	+ 0.8%
Days on Market Until Sale	17	5	- 70.6%	35	18	- 48.6%
New Listings	13	13	0.0%	38	28	- 26.3%
Median List Price of New Listings	\$629,900	\$450,000	- 28.6%	\$519,700	\$524,000	+ 0.8%
Median List Price at Time of Sale	\$469,500	\$637,000	+ 35.7%	\$489,900	\$469,900	- 4.1%
Inventory of Homes for Sale	10	3	- 70.0%	—	—	—
Months Supply of Inventory	0.7	0.2	- 71.4%	—	—	—

\* Does not account for sale concessions and/or downpayment assistance. | Percent changes are calculated using rounded figures and can sometimes look extreme due to small sample size.

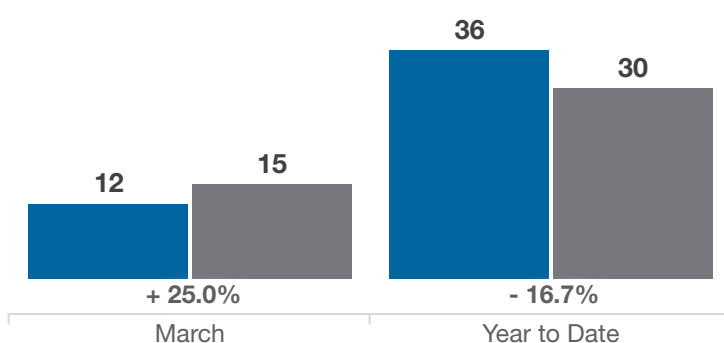
### Closed Sales

■ 2021 ■ 2022



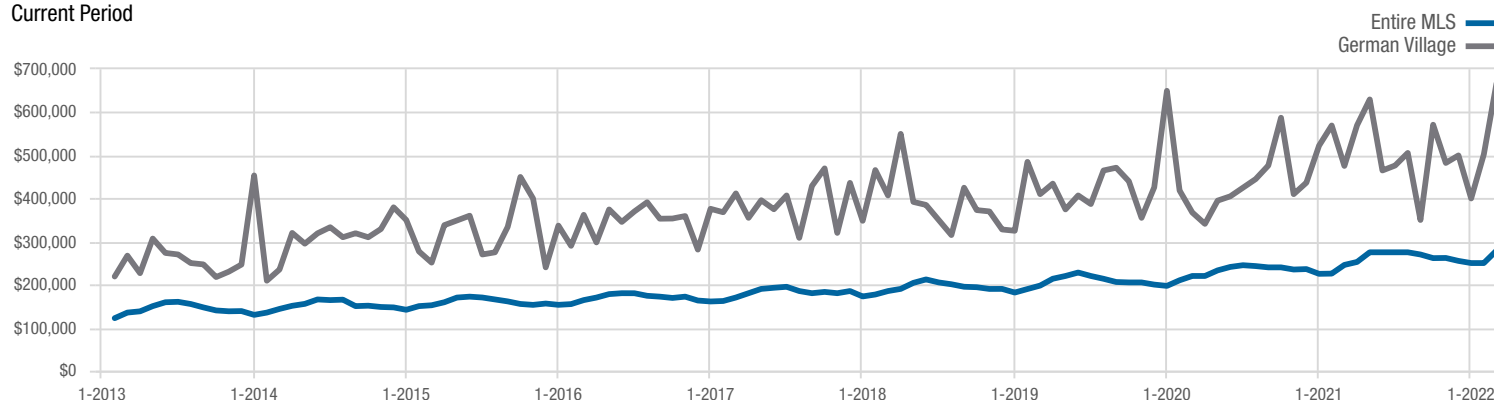
### In Contracts

■ 2021 ■ 2022



### Median Sales Price

Current Period



Each data point represents the median sales price in a given month.

# Local Market Update – March 2022

A RESEARCH TOOL PROVIDED BY THE COLUMBUS REALTORS®  
BASED ON RESIDENTIAL LISTING DATA ONLY

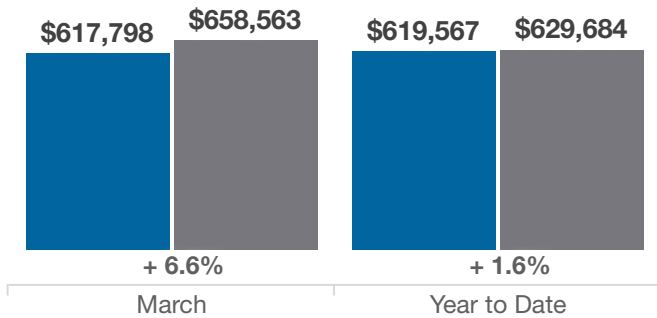


## German Village

Franklin County (43206 and German Village subdivision)

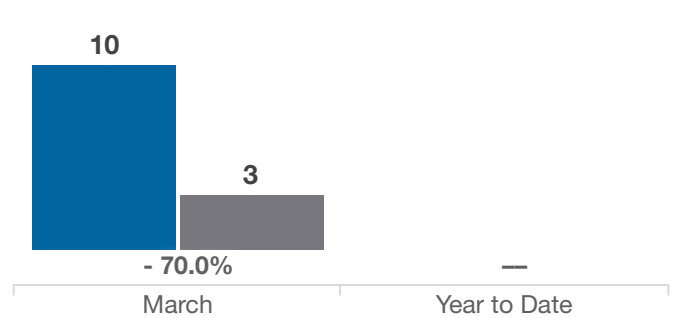
### Average Sales Price

■ 2021 ■ 2022



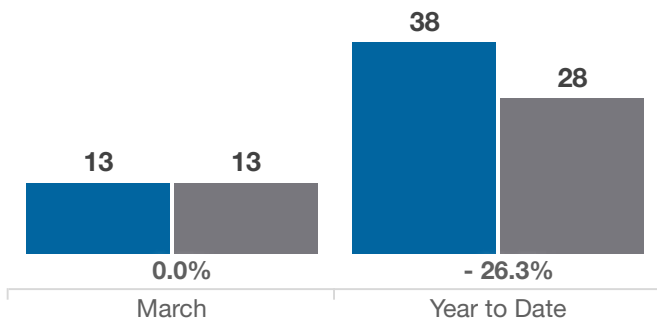
### Inventory of Homes for Sale

■ 2021 ■ 2022



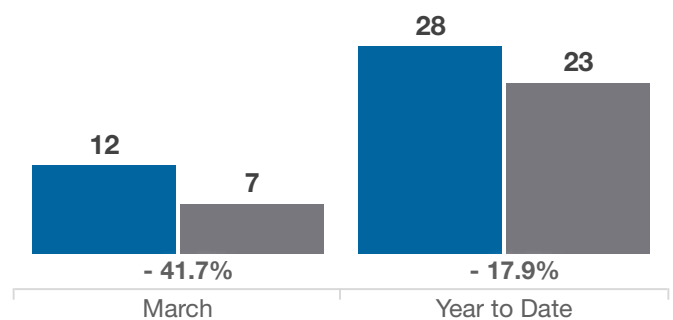
### New Listings

■ 2021 ■ 2022



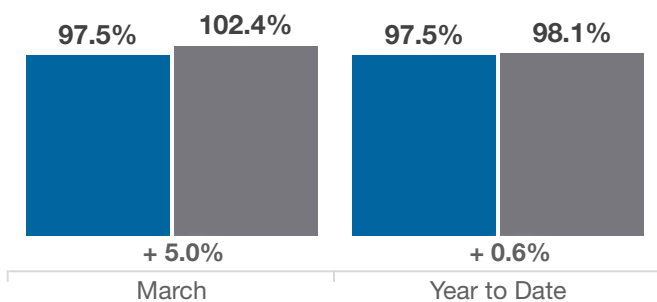
### Single Family Sales

■ 2021 ■ 2022



### Pct. Of Orig. List Price Received

■ 2021 ■ 2022



### Condo Sales

■ 2021 ■ 2022

