

# Local Market Update – March 2022

A RESEARCH TOOL PROVIDED BY THE COLUMBUS REALTORS®  
BASED ON RESIDENTIAL LISTING DATA ONLY



## Pickerington (Corp.)

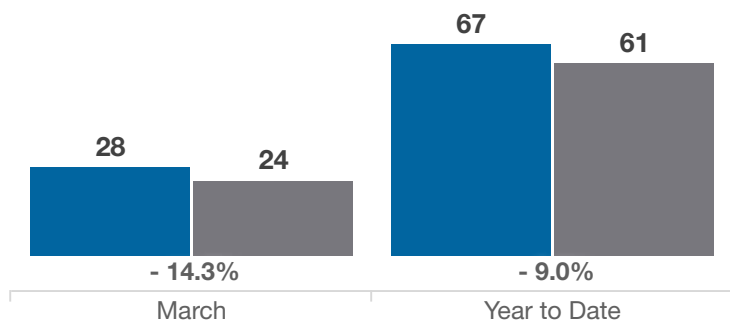
Franklin and Fairfield Counties

Key Metrics	March			Year to Date		
	2021	2022	% Change	Thru 3-2021	Thru 3-2022	% Change
Closed Sales	28	24	- 14.3%	67	61	- 9.0%
In Contracts	39	44	+ 12.8%	95	104	+ 9.5%
Average Sales Price*	\$318,123	\$403,715	+ 26.9%	\$291,948	\$383,169	+ 31.2%
Median Sales Price*	\$332,100	\$408,000	+ 22.9%	\$295,000	\$382,000	+ 29.5%
Average Price Per Square Foot*	\$147.94	\$164.89	+ 11.5%	\$142.46	\$165.38	+ 16.1%
Percent of Original List Price Received*	102.0%	105.1%	+ 3.0%	101.4%	103.5%	+ 2.1%
Percent of Last List Price Received*	101.8%	105.0%	+ 3.1%	101.6%	104.0%	+ 2.4%
Days on Market Until Sale	26	4	- 84.6%	17	8	- 52.9%
New Listings	34	50	+ 47.1%	87	109	+ 25.3%
Median List Price of New Listings	\$312,500	\$441,400	+ 41.2%	\$298,500	\$427,900	+ 43.4%
Median List Price at Time of Sale	\$328,865	\$379,900	+ 15.5%	\$279,900	\$359,900	+ 28.6%
Inventory of Homes for Sale	13	14	+ 7.7%	—	—	—
Months Supply of Inventory	0.3	0.3	0.0%	—	—	—

\* Does not account for sale concessions and/or downpayment assistance. | Percent changes are calculated using rounded figures and can sometimes look extreme due to small sample size.

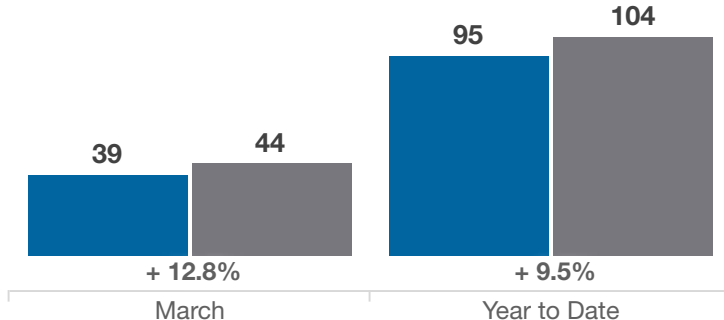
### Closed Sales

■ 2021 ■ 2022



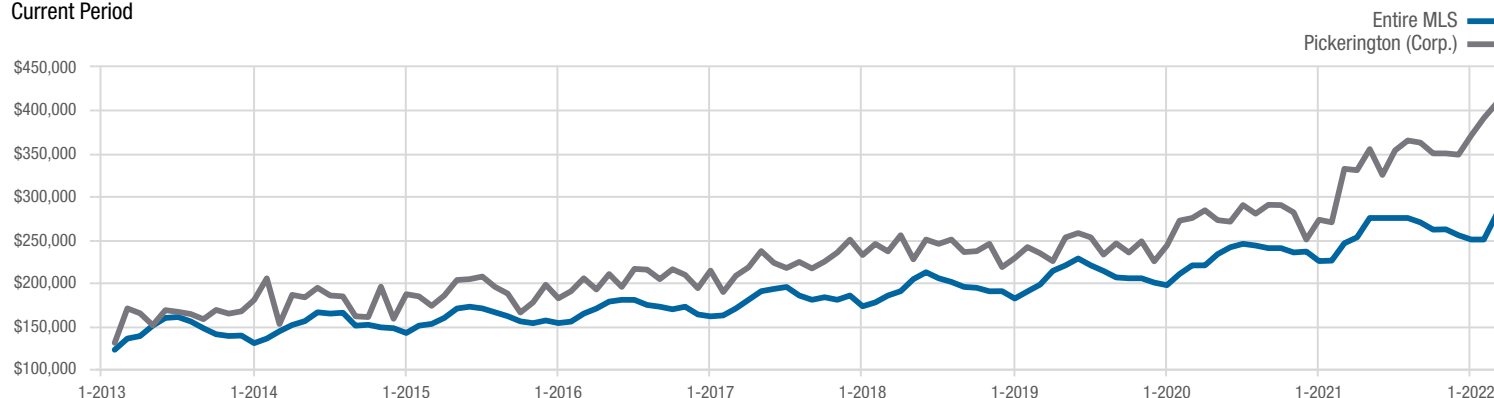
### In Contracts

■ 2021 ■ 2022



### Median Sales Price

Current Period



Each data point represents the median sales price in a given month.

# Local Market Update – March 2022

A RESEARCH TOOL PROVIDED BY THE COLUMBUS REALTORS®  
BASED ON RESIDENTIAL LISTING DATA ONLY

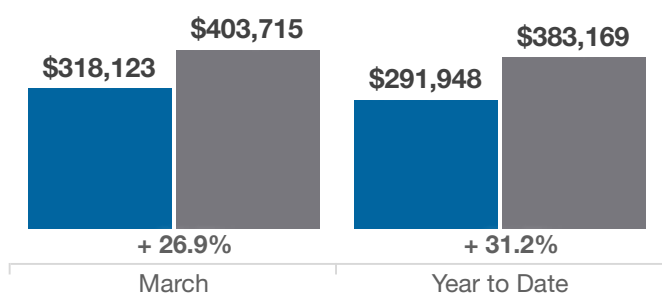


## Pickerington (Corp.)

Franklin and Fairfield Counties

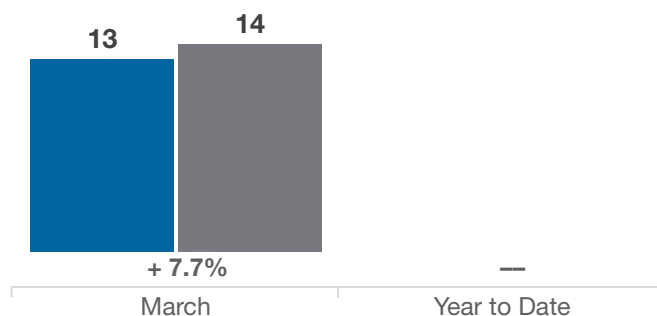
### Average Sales Price

■ 2021 ■ 2022



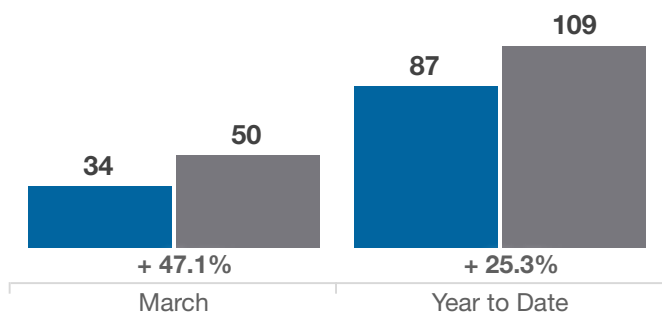
### Inventory of Homes for Sale

■ 2021 ■ 2022



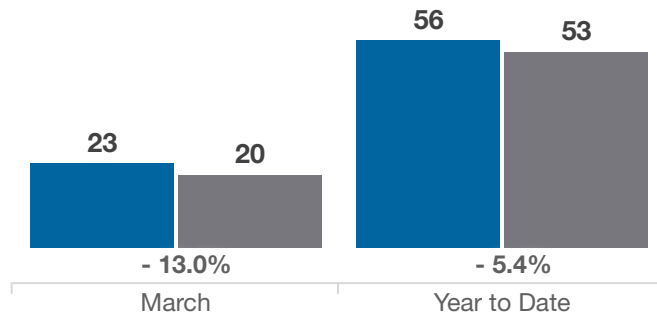
### New Listings

■ 2021 ■ 2022



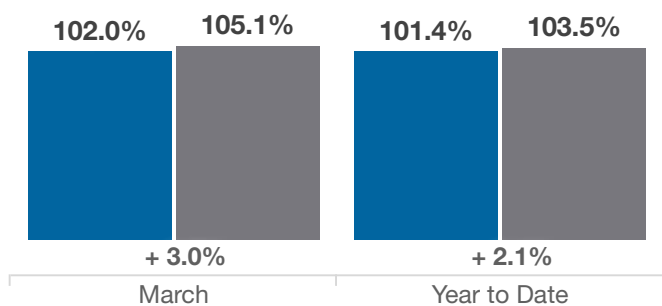
### Single Family Sales

■ 2021 ■ 2022



### Pct. Of Orig. List Price Received

■ 2021 ■ 2022



### Condo Sales

■ 2021 ■ 2022

