

# Local Market Update – March 2022

A RESEARCH TOOL PROVIDED BY THE COLUMBUS REALTORS®  
BASED ON RESIDENTIAL LISTING DATA ONLY



## Pickerington Local School District

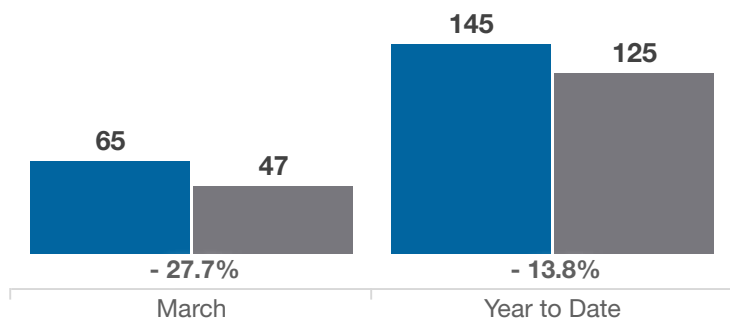
Franklin and Fairfield Counties

Key Metrics	March			Year to Date		
	2021	2022	% Change	Thru 3-2021	Thru 3-2022	% Change
Closed Sales	65	47	- 27.7%	145	125	- 13.8%
In Contracts	73	88	+ 20.5%	187	192	+ 2.7%
Average Sales Price*	\$343,153	\$417,595	+ 21.7%	\$328,841	\$392,938	+ 19.5%
Median Sales Price*	\$326,200	\$396,000	+ 21.4%	\$300,000	\$375,000	+ 25.0%
Average Price Per Square Foot*	\$148.55	\$167.91	+ 13.0%	\$141.34	\$164.43	+ 16.3%
Percent of Original List Price Received*	102.7%	103.7%	+ 1.0%	101.7%	103.5%	+ 1.8%
Percent of Last List Price Received*	102.9%	103.7%	+ 0.8%	102.0%	103.8%	+ 1.8%
Days on Market Until Sale	23	14	- 39.1%	19	13	- 31.6%
New Listings	68	94	+ 38.2%	185	193	+ 4.3%
Median List Price of New Listings	\$317,450	\$425,000	+ 33.9%	\$299,999	\$399,900	+ 33.3%
Median List Price at Time of Sale	\$325,000	\$359,900	+ 10.7%	\$295,000	\$359,900	+ 22.0%
Inventory of Homes for Sale	31	25	- 19.4%	—	—	—
Months Supply of Inventory	0.4	0.3	- 25.0%	—	—	—

\* Does not account for sale concessions and/or downpayment assistance. | Percent changes are calculated using rounded figures and can sometimes look extreme due to small sample size.

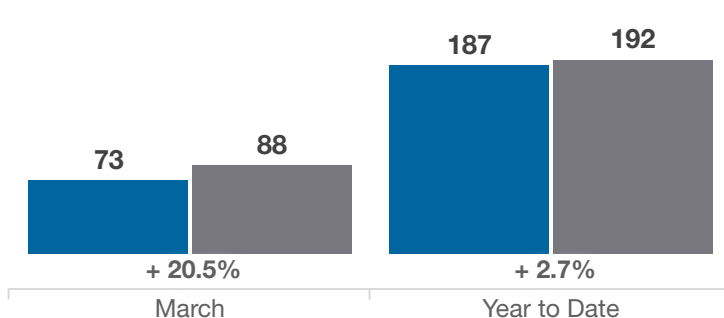
### Closed Sales

■ 2021 ■ 2022



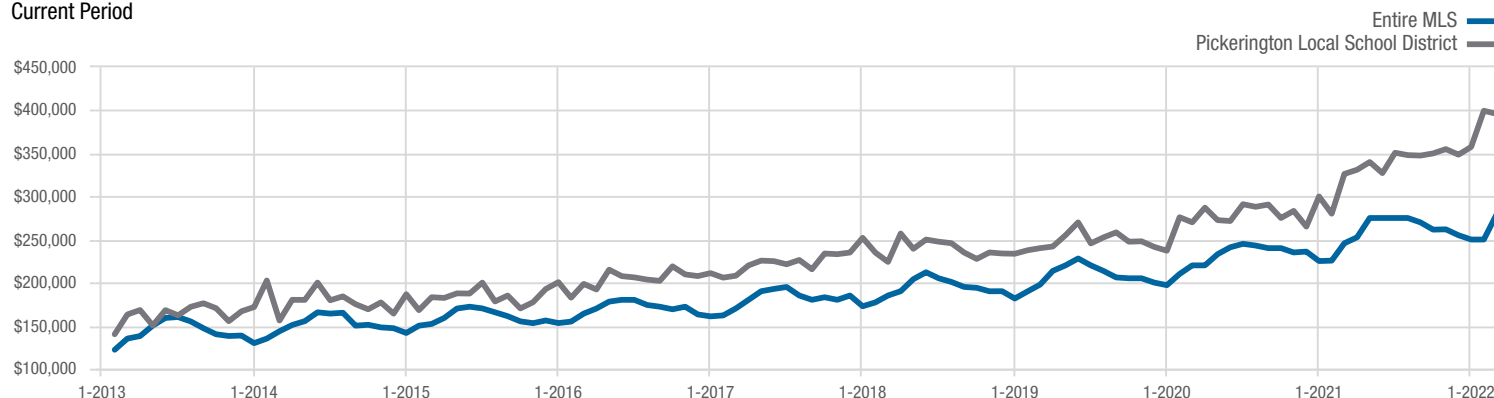
### In Contracts

■ 2021 ■ 2022



### Median Sales Price

Current Period



Each data point represents the median sales price in a given month.

# Local Market Update – March 2022

A RESEARCH TOOL PROVIDED BY THE COLUMBUS REALTORS®  
BASED ON RESIDENTIAL LISTING DATA ONLY

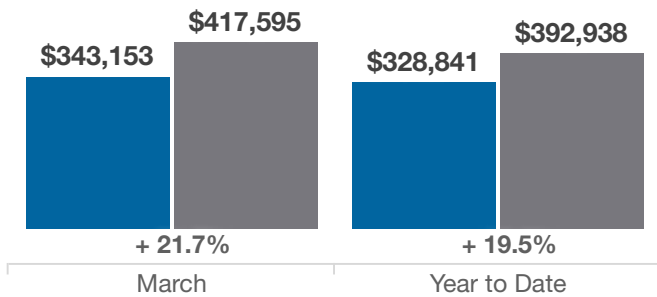


## Pickerington Local School District

Franklin and Fairfield Counties

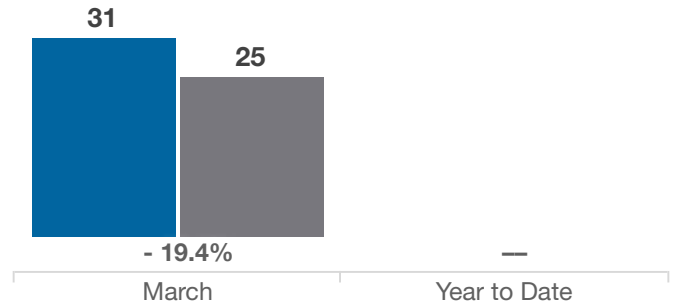
### Average Sales Price

■ 2021 ■ 2022



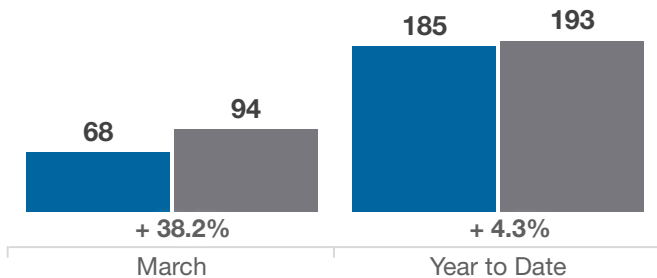
### Inventory of Homes for Sale

■ 2021 ■ 2022



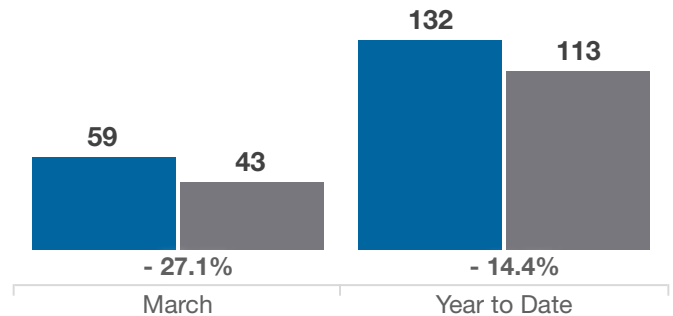
### New Listings

■ 2021 ■ 2022



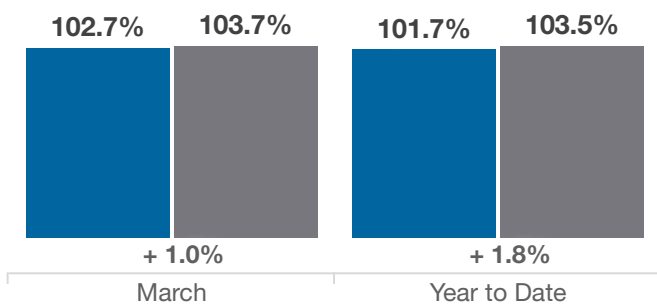
### Single Family Sales

■ 2021 ■ 2022



### Pct. Of Orig. List Price Received

■ 2021 ■ 2022



### Condo Sales

■ 2021 ■ 2022

