

# Local Market Update – March 2022

A RESEARCH TOOL PROVIDED BY THE COLUMBUS REALTORS®  
BASED ON RESIDENTIAL LISTING DATA ONLY



## Reynoldsburg City School District

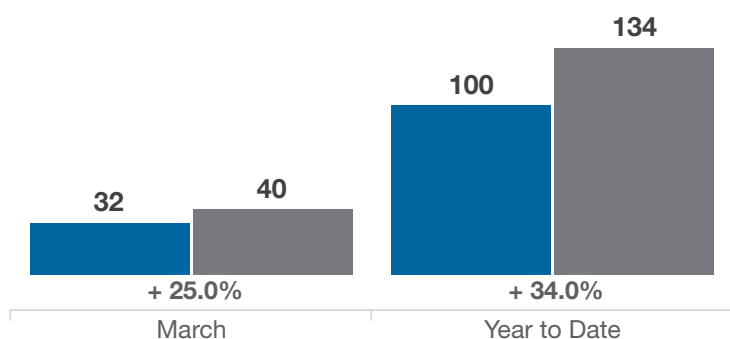
Franklin, Fairfield and Licking Counties

Key Metrics	March			Year to Date		
	2021	2022	% Change	Thru 3-2021	Thru 3-2022	% Change
Closed Sales	32	40	+ 25.0%	100	134	+ 34.0%
In Contracts	58	59	+ 1.7%	117	141	+ 20.5%
Average Sales Price*	\$223,610	\$286,208	+ 28.0%	\$215,766	\$262,405	+ 21.6%
Median Sales Price*	\$205,250	\$286,250	+ 39.5%	\$205,250	\$257,500	+ 25.5%
Average Price Per Square Foot*	\$137.07	\$160.13	+ 16.8%	\$132.65	\$155.33	+ 17.1%
Percent of Original List Price Received*	103.4%	108.8%	+ 5.2%	101.6%	105.3%	+ 3.6%
Percent of Last List Price Received*	103.9%	108.0%	+ 3.9%	101.9%	104.6%	+ 2.6%
Days on Market Until Sale	16	8	- 50.0%	13	12	- 7.7%
New Listings	44	65	+ 47.7%	109	139	+ 27.5%
Median List Price of New Listings	\$199,900	\$262,900	+ 31.5%	\$199,900	\$254,900	+ 27.5%
Median List Price at Time of Sale	\$197,250	\$260,000	+ 31.8%	\$199,900	\$249,900	+ 25.0%
Inventory of Homes for Sale	11	22	+ 100.0%	—	—	—
Months Supply of Inventory	0.2	0.4	+ 100.0%	—	—	—

\* Does not account for sale concessions and/or downpayment assistance. | Percent changes are calculated using rounded figures and can sometimes look extreme due to small sample size.

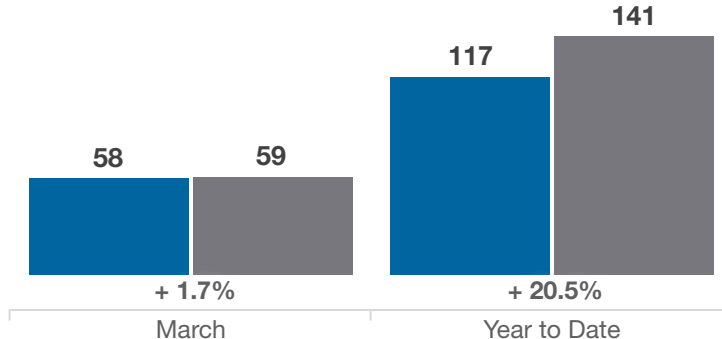
### Closed Sales

■ 2021 ■ 2022



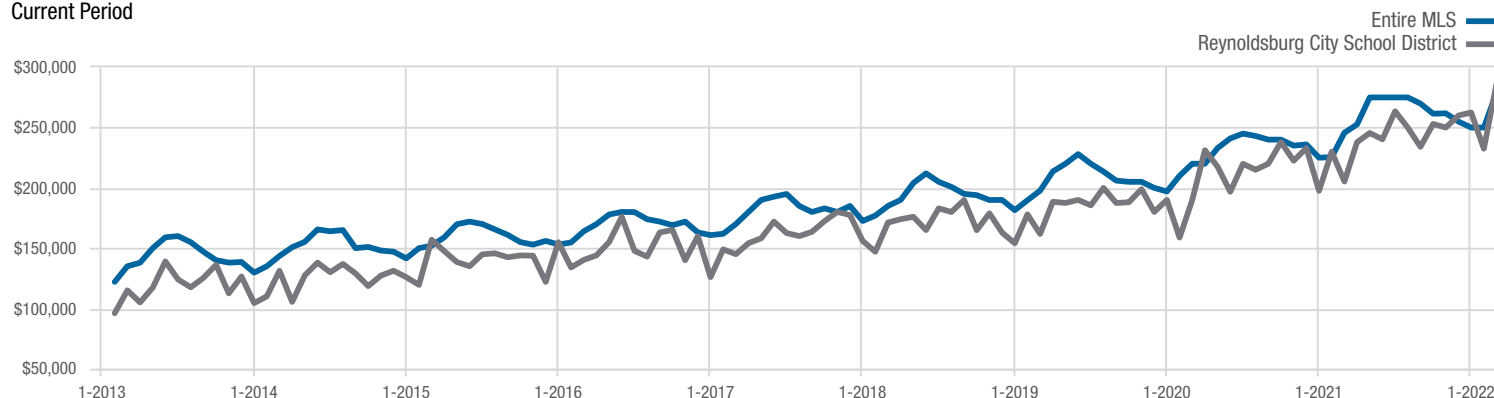
### In Contracts

■ 2021 ■ 2022



### Median Sales Price

Current Period



Each data point represents the median sales price in a given month.

# Local Market Update – March 2022

A RESEARCH TOOL PROVIDED BY THE COLUMBUS REALTORS®  
BASED ON RESIDENTIAL LISTING DATA ONLY

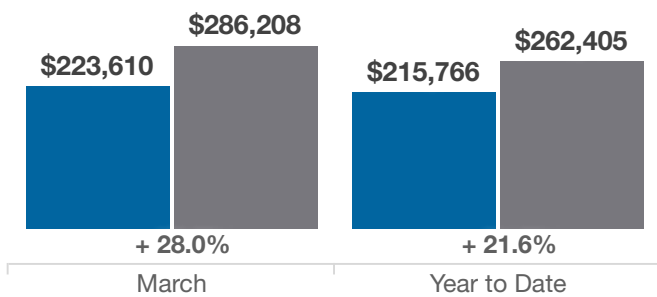


## Reynoldsburg City School District

Franklin, Fairfield and Licking Counties

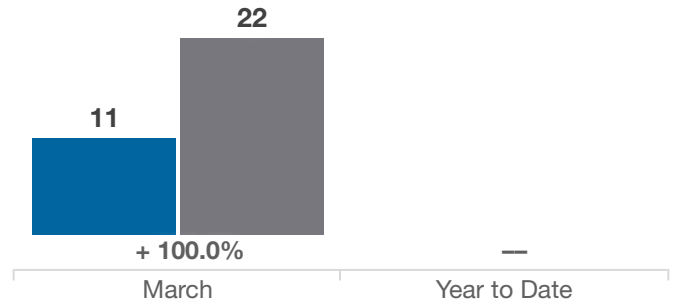
### Average Sales Price

■ 2021 ■ 2022



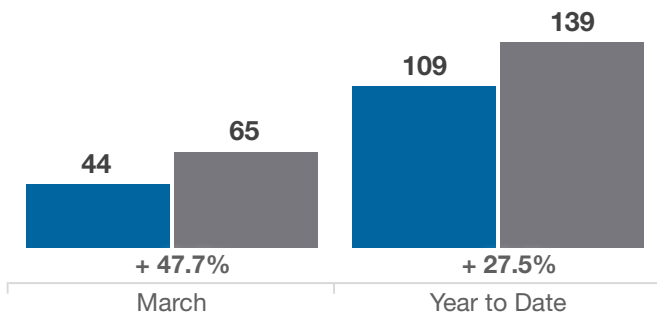
### Inventory of Homes for Sale

■ 2021 ■ 2022



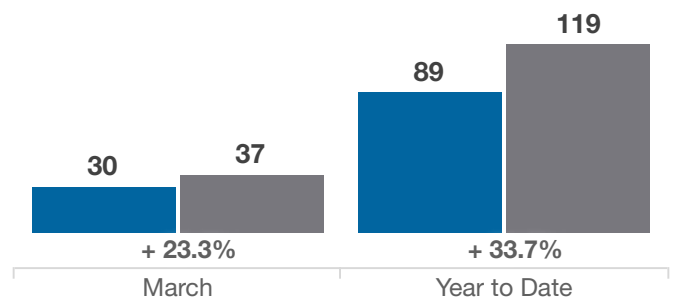
### New Listings

■ 2021 ■ 2022



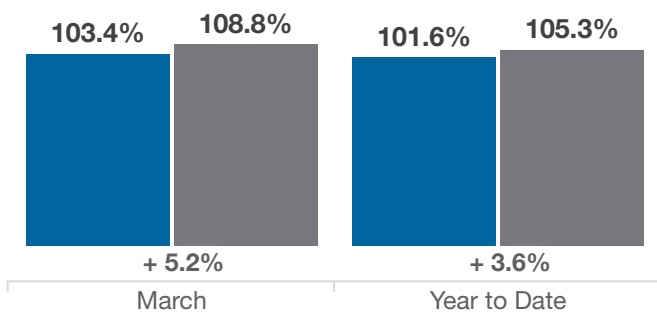
### Single Family Sales

■ 2021 ■ 2022



### Pct. Of Orig. List Price Received

■ 2021 ■ 2022



### Condo Sales

■ 2021 ■ 2022

