

Local Market Update – March 2022

A RESEARCH TOOL PROVIDED BY THE COLUMBUS REALTORS®
BASED ON RESIDENTIAL LISTING DATA ONLY



South-Western City School District (Grove City)

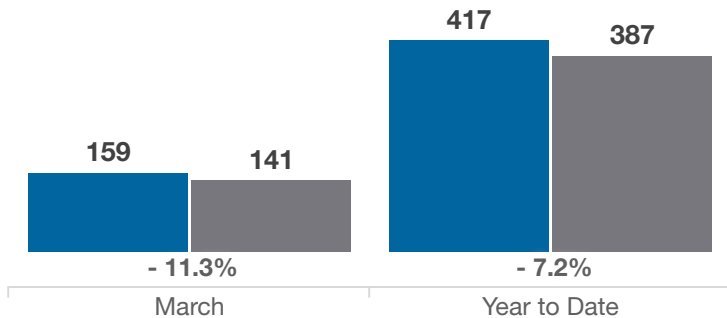
Franklin and Pickaway Counties

Key Metrics	March			Year to Date		
	2021	2022	% Change	Thru 3-2021	Thru 3-2022	% Change
Closed Sales	159	141	- 11.3%	417	387	- 7.2%
In Contracts	194	198	+ 2.1%	484	455	- 6.0%
Average Sales Price*	\$246,966	\$273,604	+ 10.8%	\$240,305	\$268,787	+ 11.9%
Median Sales Price*	\$230,000	\$260,000	+ 13.0%	\$219,500	\$255,000	+ 16.2%
Average Price Per Square Foot*	\$149.99	\$174.09	+ 16.1%	\$147.08	\$169.16	+ 15.0%
Percent of Original List Price Received*	103.3%	104.4%	+ 1.1%	101.5%	102.7%	+ 1.2%
Percent of Last List Price Received*	103.2%	104.5%	+ 1.3%	101.7%	102.9%	+ 1.2%
Days on Market Until Sale	11	12	+ 9.1%	15	15	0.0%
New Listings	187	205	+ 9.6%	497	456	- 8.2%
Median List Price of New Listings	\$219,950	\$260,000	+ 18.2%	\$224,900	\$249,900	+ 11.1%
Median List Price at Time of Sale	\$224,900	\$249,900	+ 11.1%	\$214,900	\$245,000	+ 14.0%
Inventory of Homes for Sale	93	96	+ 3.2%	—	—	—
Months Supply of Inventory	0.5	0.5	0.0%	—	—	—

* Does not account for sale concessions and/or downpayment assistance. | Percent changes are calculated using rounded figures and can sometimes look extreme due to small sample size.

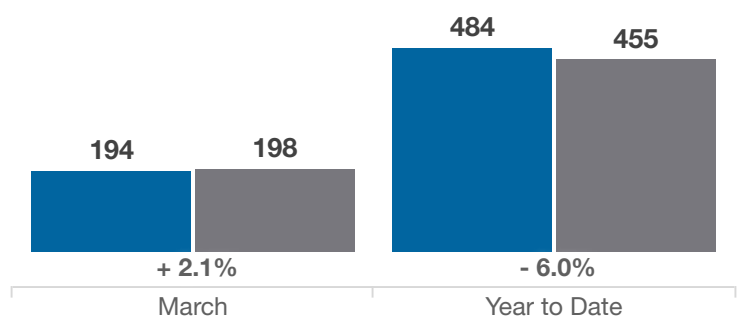
Closed Sales

■ 2021 ■ 2022



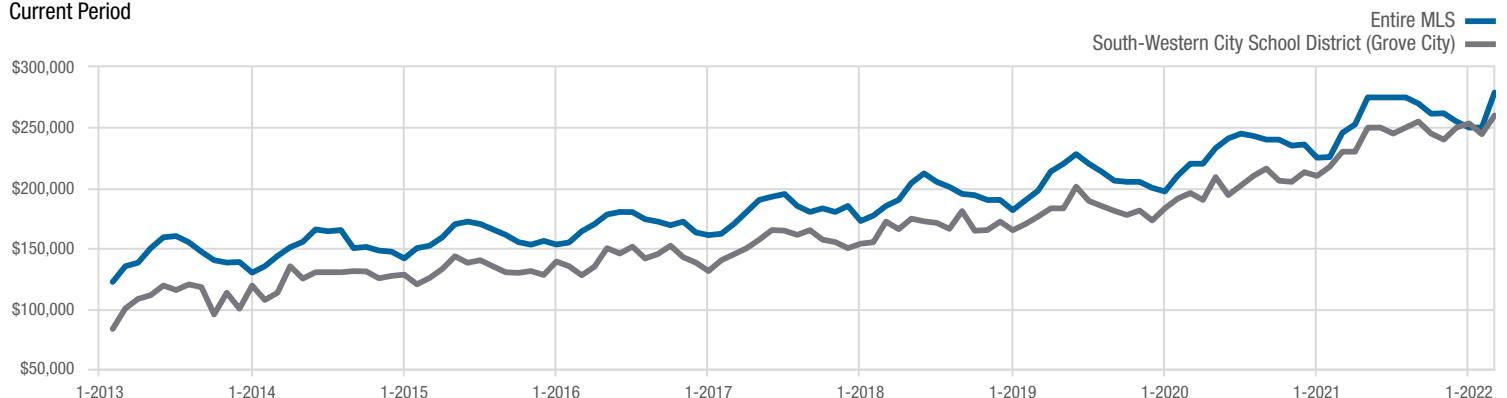
In Contracts

■ 2021 ■ 2022



Median Sales Price

Current Period



Each data point represents the median sales price in a given month.

Local Market Update – March 2022

A RESEARCH TOOL PROVIDED BY THE COLUMBUS REALTORS®
BASED ON RESIDENTIAL LISTING DATA ONLY

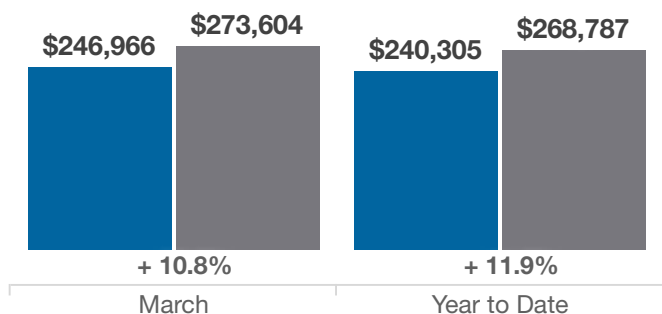


South-Western City School District (Grove City)

Franklin and Pickaway Counties

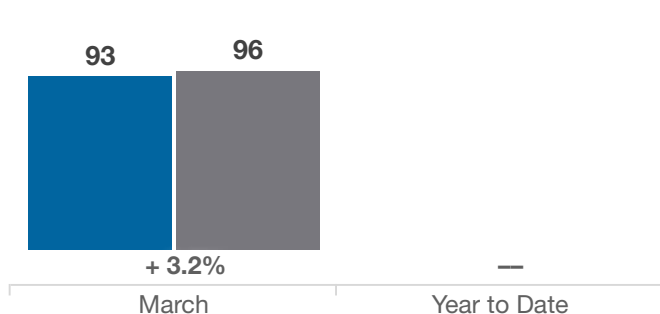
Average Sales Price

■ 2021 ■ 2022



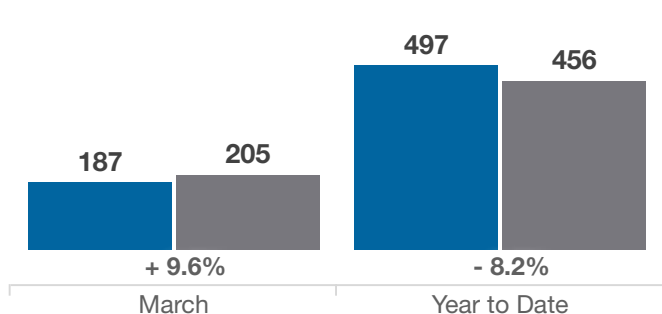
Inventory of Homes for Sale

■ 2021 ■ 2022



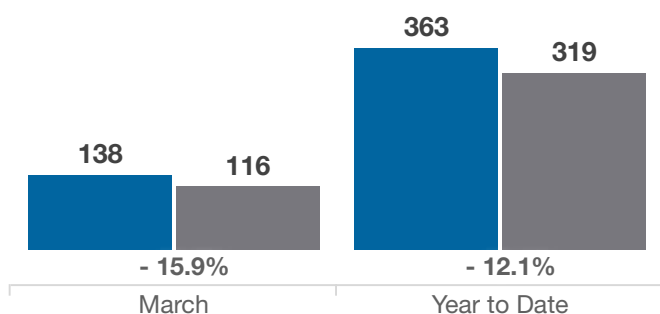
New Listings

■ 2021 ■ 2022



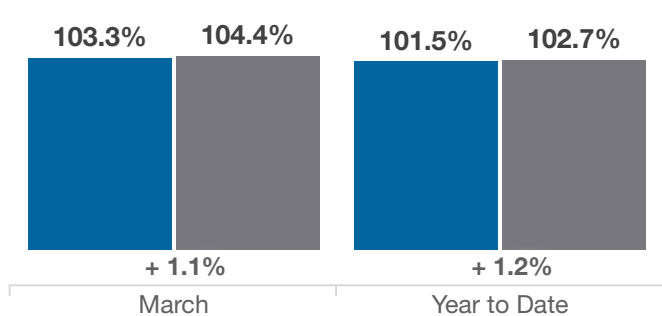
Single Family Sales

■ 2021 ■ 2022



Pct. Of Orig. List Price Received

■ 2021 ■ 2022



Condo Sales

■ 2021 ■ 2022

