

Local Market Update – March 2022

A RESEARCH TOOL PROVIDED BY THE COLUMBUS REALTORS®
BASED ON RESIDENTIAL LISTING DATA ONLY



Washington Court House City School District

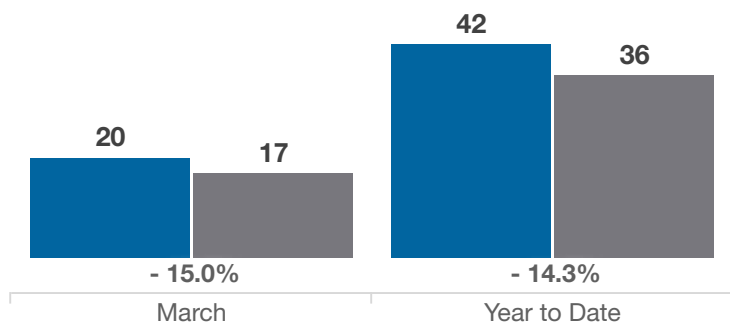
Fayette County

Key Metrics	March			Year to Date		
	2021	2022	% Change	Thru 3-2021	Thru 3-2022	% Change
Closed Sales	20	17	- 15.0%	42	36	- 14.3%
In Contracts	20	29	+ 45.0%	50	50	0.0%
Average Sales Price*	\$182,310	\$132,800	- 27.2%	\$159,969	\$159,831	- 0.1%
Median Sales Price*	\$155,250	\$141,400	- 8.9%	\$143,500	\$147,500	+ 2.8%
Average Price Per Square Foot*	\$101.44	\$101.63	+ 0.2%	\$97.69	\$113.72	+ 16.4%
Percent of Original List Price Received*	99.0%	99.6%	+ 0.6%	98.9%	98.8%	- 0.1%
Percent of Last List Price Received*	100.2%	100.7%	+ 0.5%	99.5%	100.8%	+ 1.3%
Days on Market Until Sale	49	14	- 71.4%	37	18	- 51.4%
New Listings	16	23	+ 43.8%	43	50	+ 16.3%
Median List Price of New Listings	\$139,450	\$159,900	+ 14.7%	\$137,500	\$141,400	+ 2.8%
Median List Price at Time of Sale	\$153,750	\$139,800	- 9.1%	\$149,675	\$139,900	- 6.5%
Inventory of Homes for Sale	15	11	- 26.7%	—	—	—
Months Supply of Inventory	1.0	0.5	- 50.0%	—	—	—

* Does not account for sale concessions and/or downpayment assistance. | Percent changes are calculated using rounded figures and can sometimes look extreme due to small sample size.

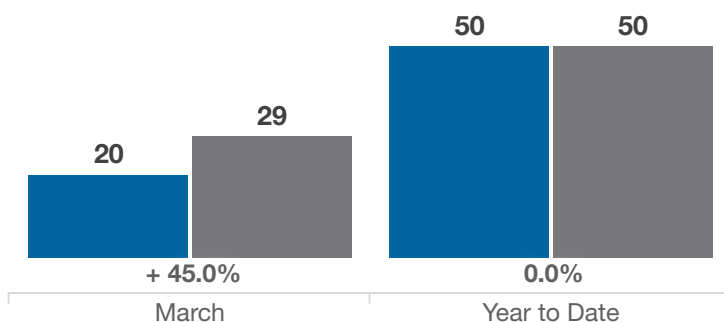
Closed Sales

■ 2021 ■ 2022



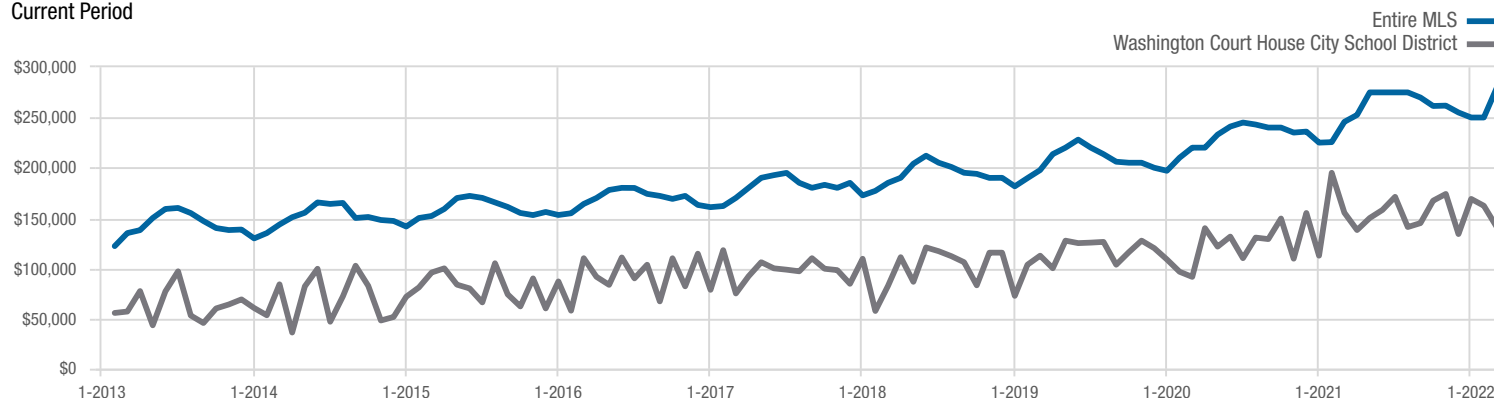
In Contracts

■ 2021 ■ 2022



Median Sales Price

Current Period



Each data point represents the median sales price in a given month.

Local Market Update – March 2022

A RESEARCH TOOL PROVIDED BY THE COLUMBUS REALTORS®
BASED ON RESIDENTIAL LISTING DATA ONLY

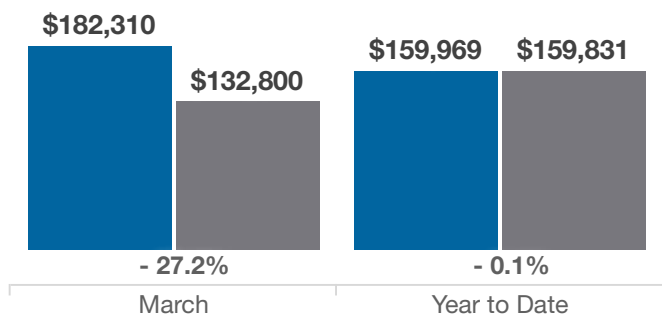


Washington Court House City School District

Fayette County

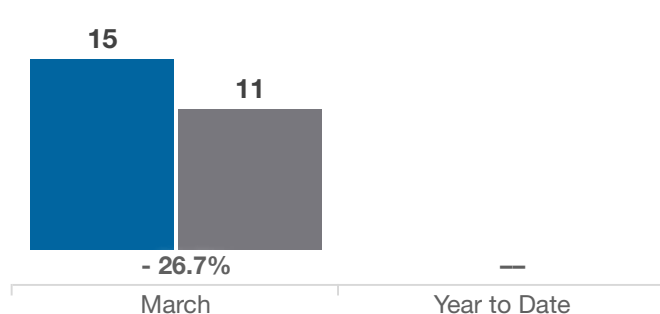
Average Sales Price

■ 2021 ■ 2022



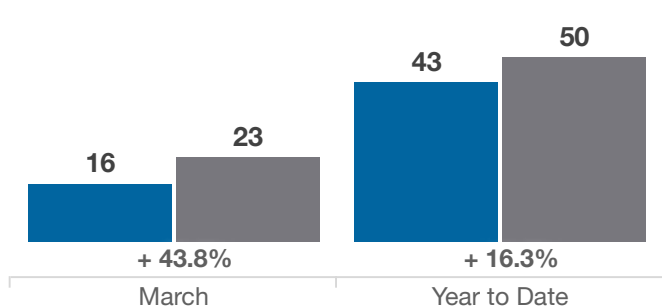
Inventory of Homes for Sale

■ 2021 ■ 2022



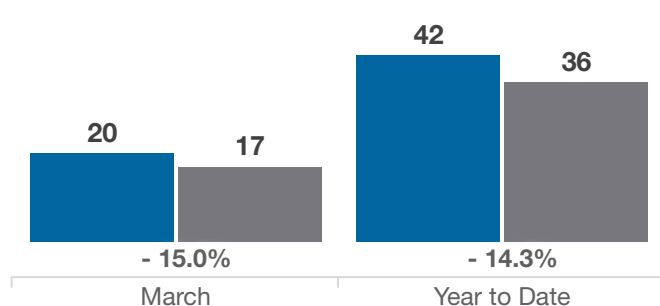
New Listings

■ 2021 ■ 2022



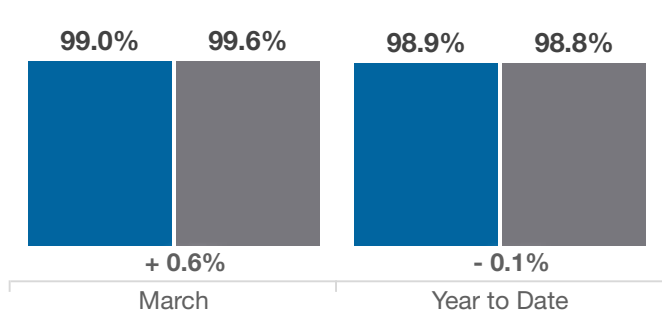
Single Family Sales

■ 2021 ■ 2022



Pct. Of Orig. List Price Received

■ 2021 ■ 2022



Condo Sales

■ 2021 ■ 2022

