

Local Market Update – April 2022

A RESEARCH TOOL PROVIDED BY THE COLUMBUS REALTORS®
BASED ON RESIDENTIAL LISTING DATA ONLY



Circleville City School District

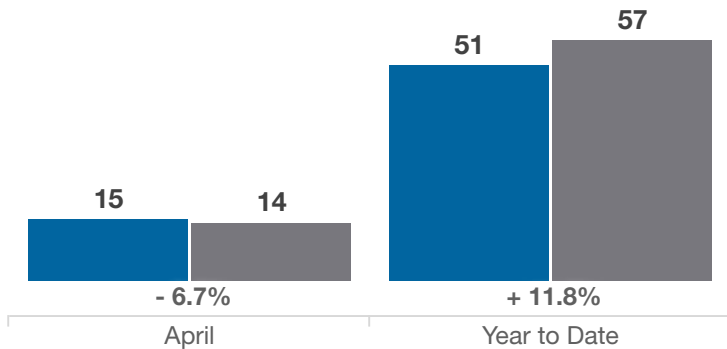
Pickaway County

Key Metrics	April			Year to Date		
	2021	2022	% Change	Thru 4-2021	Thru 4-2022	% Change
Closed Sales	15	14	- 6.7%	51	57	+ 11.8%
In Contracts	12	20	+ 66.7%	51	65	+ 27.5%
Average Sales Price*	\$160,129	\$184,069	+ 15.0%	\$188,445	\$192,278	+ 2.0%
Median Sales Price*	\$164,900	\$200,000	+ 21.3%	\$171,000	\$195,000	+ 14.0%
Average Price Per Square Foot*	\$122.25	\$127.62	+ 4.4%	\$123.63	\$132.18	+ 6.9%
Percent of Original List Price Received*	99.7%	101.6%	+ 1.9%	98.7%	97.8%	- 0.9%
Percent of Last List Price Received*	101.0%	101.3%	+ 0.3%	99.9%	99.3%	- 0.6%
Days on Market Until Sale	12	13	+ 8.3%	19	21	+ 10.5%
New Listings	13	23	+ 76.9%	55	64	+ 16.4%
Median List Price of New Listings	\$174,900	\$254,000	+ 45.2%	\$164,900	\$219,450	+ 33.1%
Median List Price at Time of Sale	\$164,900	\$194,900	+ 18.2%	\$175,000	\$186,950	+ 6.8%
Inventory of Homes for Sale	11	15	+ 36.4%	—	—	—
Months Supply of Inventory	0.8	0.9	+ 12.5%	—	—	—

* Does not account for sale concessions and/or downpayment assistance. | Percent changes are calculated using rounded figures and can sometimes look extreme due to small sample size.

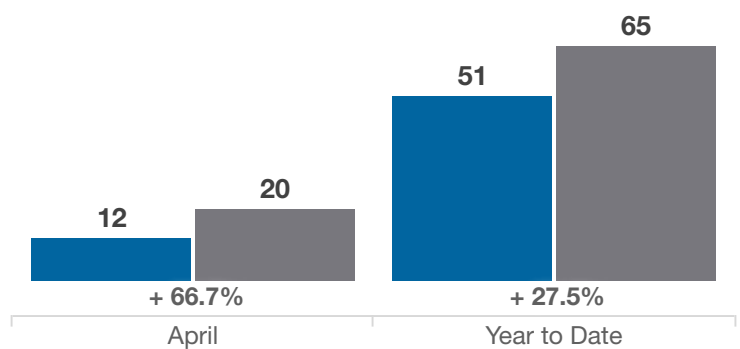
Closed Sales

■ 2021 ■ 2022



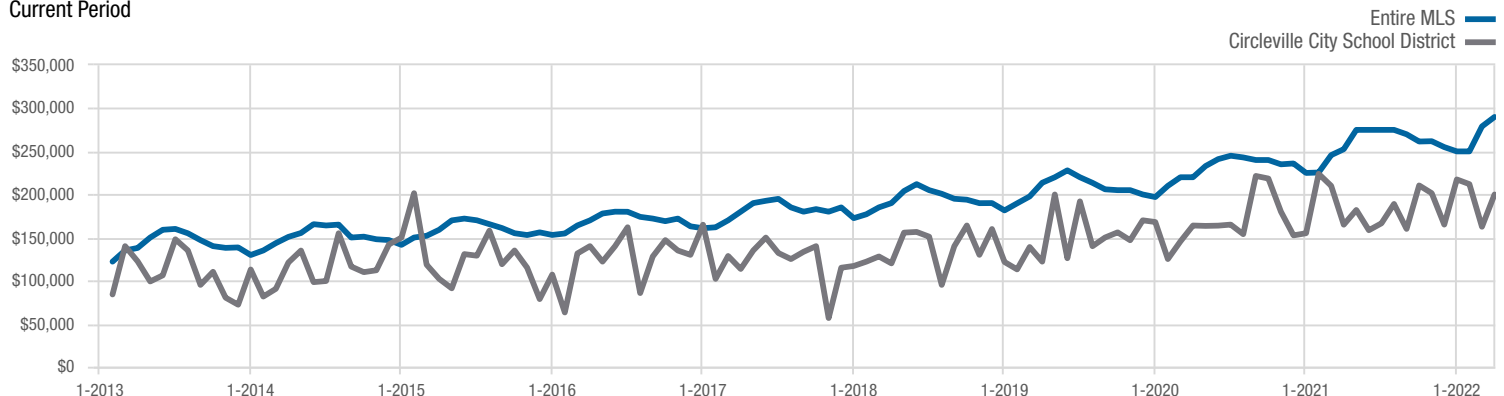
In Contracts

■ 2021 ■ 2022



Median Sales Price

Current Period



Each data point represents the median sales price in a given month.

Local Market Update – April 2022

A RESEARCH TOOL PROVIDED BY THE COLUMBUS REALTORS®
BASED ON RESIDENTIAL LISTING DATA ONLY

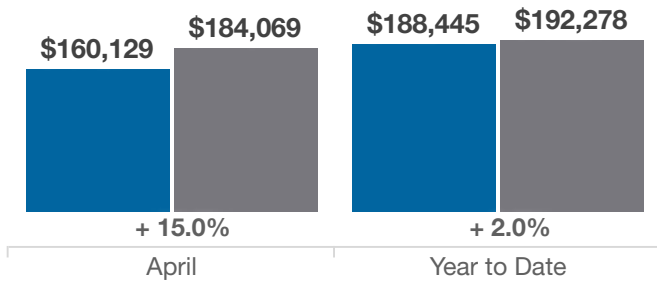


Circleville City School District

Pickaway County

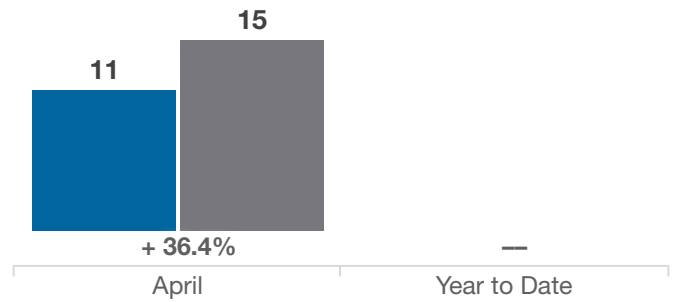
Average Sales Price

■ 2021 ■ 2022



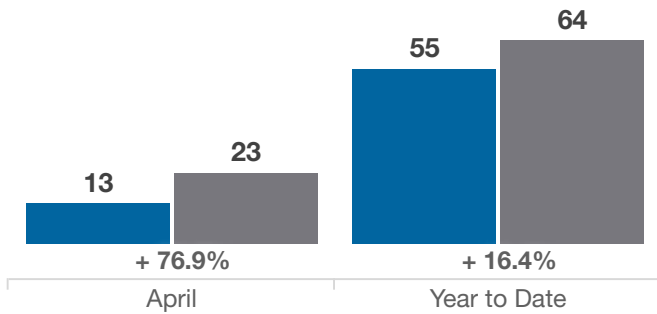
Inventory of Homes for Sale

■ 2021 ■ 2022



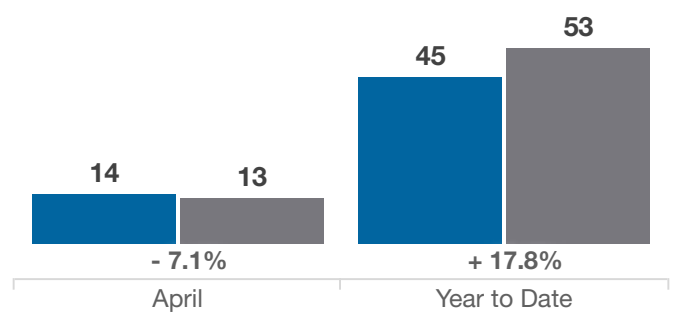
New Listings

■ 2021 ■ 2022



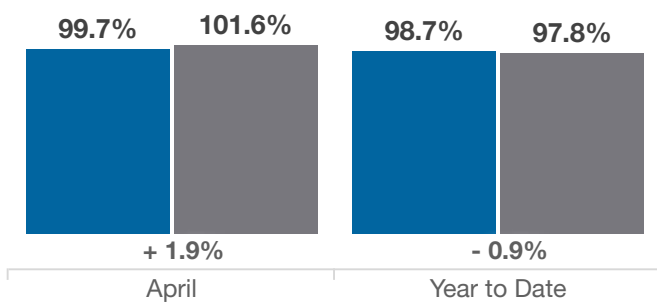
Single Family Sales

■ 2021 ■ 2022



Pct. Of Orig. List Price Received

■ 2021 ■ 2022



Condo Sales

■ 2021 ■ 2022

