

# Local Market Update – April 2022

A RESEARCH TOOL PROVIDED BY THE COLUMBUS REALTORS®  
BASED ON RESIDENTIAL LISTING DATA ONLY



## Columbus City School District

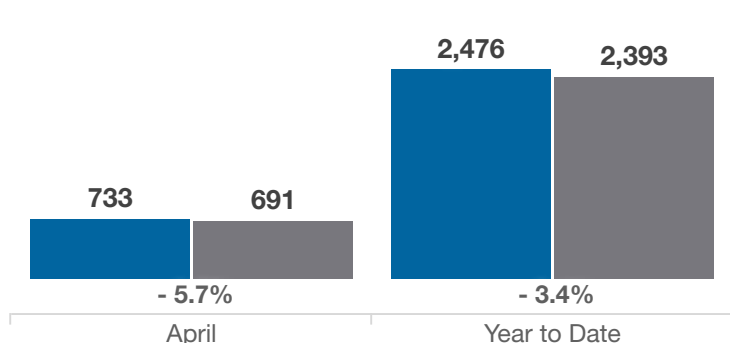
Franklin County

Key Metrics	April			Year to Date		
	2021	2022	% Change	Thru 4-2021	Thru 4-2022	% Change
Closed Sales	733	691	- 5.7%	2,476	2,393	- 3.4%
In Contracts	853	784	- 8.1%	2,767	2,695	- 2.6%
Average Sales Price*	\$241,716	\$269,955	+ 11.7%	\$230,364	\$254,727	+ 10.6%
Median Sales Price*	\$217,000	\$247,000	+ 13.8%	\$202,000	\$222,500	+ 10.1%
Average Price Per Square Foot*	\$171.31	\$189.47	+ 10.6%	\$161.31	\$180.80	+ 12.1%
Percent of Original List Price Received*	102.8%	105.1%	+ 2.2%	100.6%	101.9%	+ 1.3%
Percent of Last List Price Received*	102.9%	105.1%	+ 2.1%	101.4%	102.8%	+ 1.4%
Days on Market Until Sale	15	14	- 6.7%	23	21	- 8.7%
New Listings	917	856	- 6.7%	2,864	2,821	- 1.5%
Median List Price of New Listings	\$214,900	\$235,450	+ 9.6%	\$200,000	\$225,000	+ 12.5%
Median List Price at Time of Sale	\$206,400	\$234,900	+ 13.8%	\$199,900	\$215,000	+ 7.6%
Inventory of Homes for Sale	551	527	- 4.4%	—	—	—
Months Supply of Inventory	0.8	0.7	- 12.5%	—	—	—

\* Does not account for sale concessions and/or downpayment assistance. | Percent changes are calculated using rounded figures and can sometimes look extreme due to small sample size.

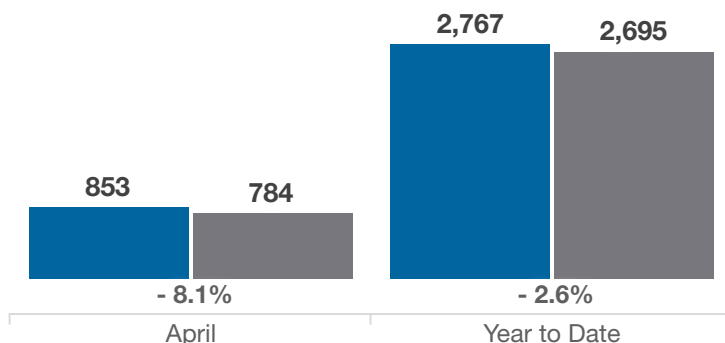
### Closed Sales

■ 2021 ■ 2022



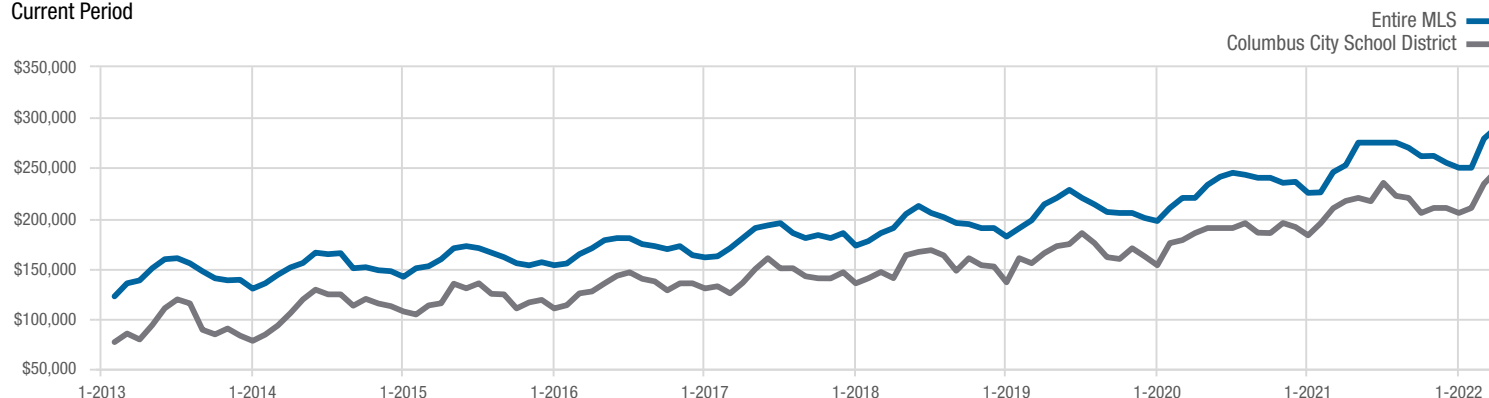
### In Contracts

■ 2021 ■ 2022



### Median Sales Price

Current Period



Each data point represents the median sales price in a given month.

# Local Market Update – April 2022

A RESEARCH TOOL PROVIDED BY THE COLUMBUS REALTORS®  
BASED ON RESIDENTIAL LISTING DATA ONLY

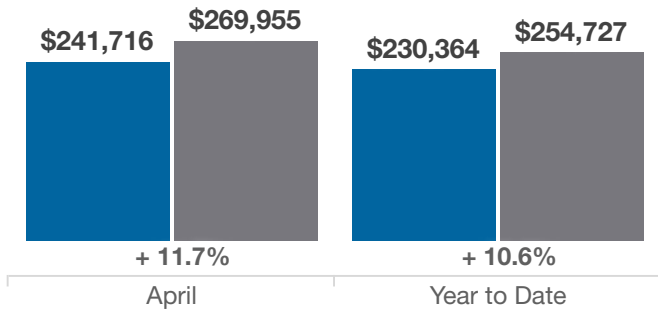


## Columbus City School District

Franklin County

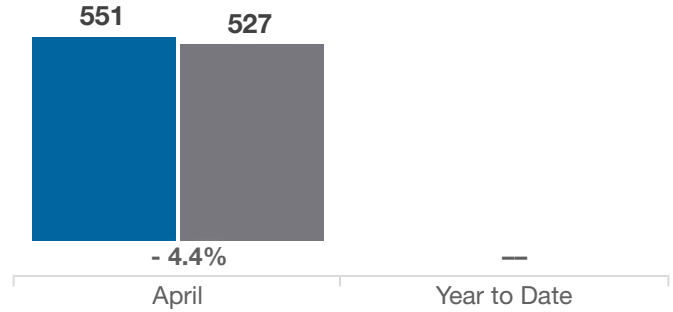
### Average Sales Price

■ 2021 ■ 2022



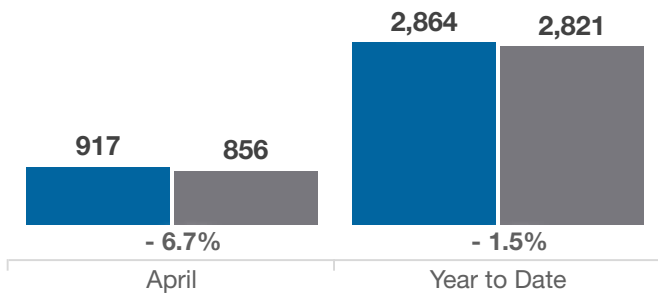
### Inventory of Homes for Sale

■ 2021 ■ 2022



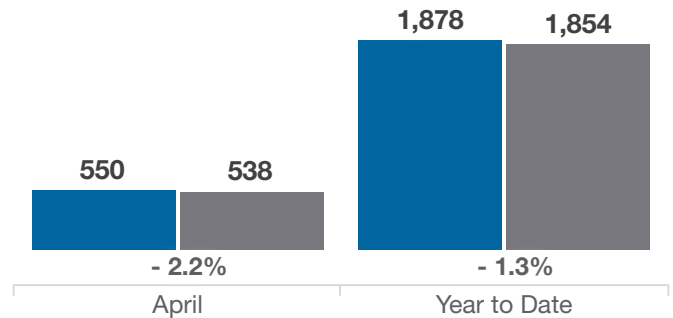
### New Listings

■ 2021 ■ 2022



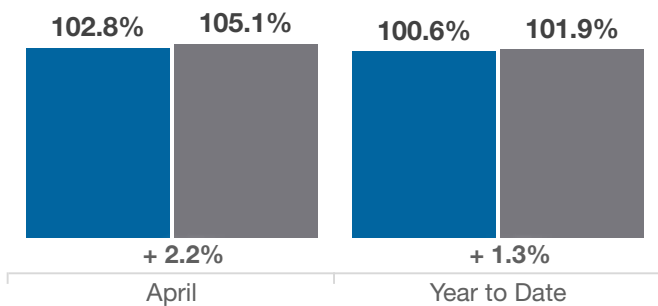
### Single Family Sales

■ 2021 ■ 2022



### Pct. Of Orig. List Price Received

■ 2021 ■ 2022



### Condo Sales

■ 2021 ■ 2022

