

# Local Market Update – April 2022

A RESEARCH TOOL PROVIDED BY THE COLUMBUS REALTORS®  
BASED ON RESIDENTIAL LISTING DATA ONLY



## Dublin City School District

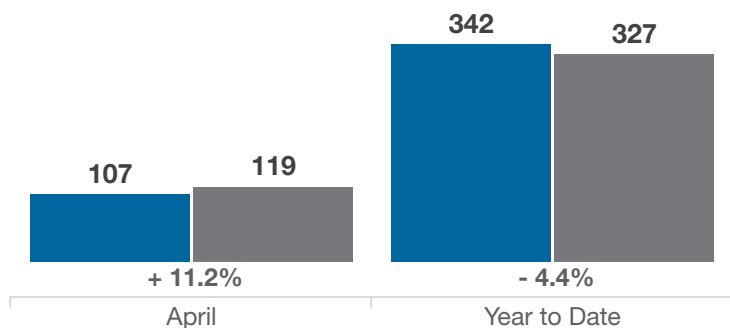
Franklin, Delaware and Union Counties

Key Metrics	April			Year to Date		
	2021	2022	% Change	Thru 4-2021	Thru 4-2022	% Change
Closed Sales	107	119	+ 11.2%	342	327	- 4.4%
In Contracts	148	137	- 7.4%	421	398	- 5.5%
Average Sales Price*	\$471,732	\$520,674	+ 10.4%	\$438,589	\$456,577	+ 4.1%
Median Sales Price*	\$437,000	\$480,000	+ 9.8%	\$391,000	\$403,500	+ 3.2%
Average Price Per Square Foot*	\$188.32	\$213.26	+ 13.2%	\$181.80	\$201.56	+ 10.9%
Percent of Original List Price Received*	104.2%	106.9%	+ 2.6%	101.0%	104.3%	+ 3.3%
Percent of Last List Price Received*	104.2%	106.4%	+ 2.1%	101.6%	104.4%	+ 2.8%
Days on Market Until Sale	15	8	- 46.7%	26	12	- 53.8%
New Listings	153	131	- 14.4%	421	421	0.0%
Median List Price of New Listings	\$449,500	\$485,000	+ 7.9%	\$428,000	\$459,000	+ 7.2%
Median List Price at Time of Sale	\$414,000	\$464,900	+ 12.3%	\$389,900	\$375,000	- 3.8%
Inventory of Homes for Sale	84	66	- 21.4%	—	—	—
Months Supply of Inventory	0.7	0.6	- 14.3%	—	—	—

\* Does not account for sale concessions and/or downpayment assistance. | Percent changes are calculated using rounded figures and can sometimes look extreme due to small sample size.

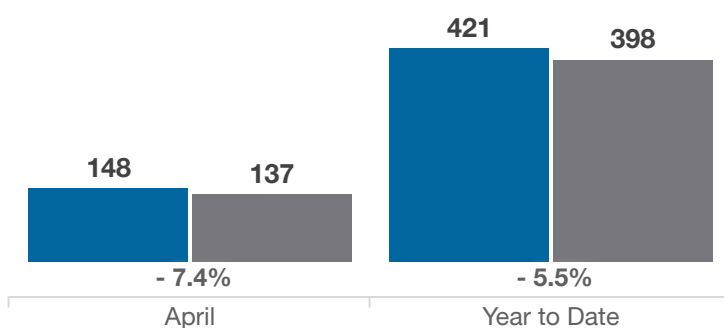
### Closed Sales

■ 2021 ■ 2022



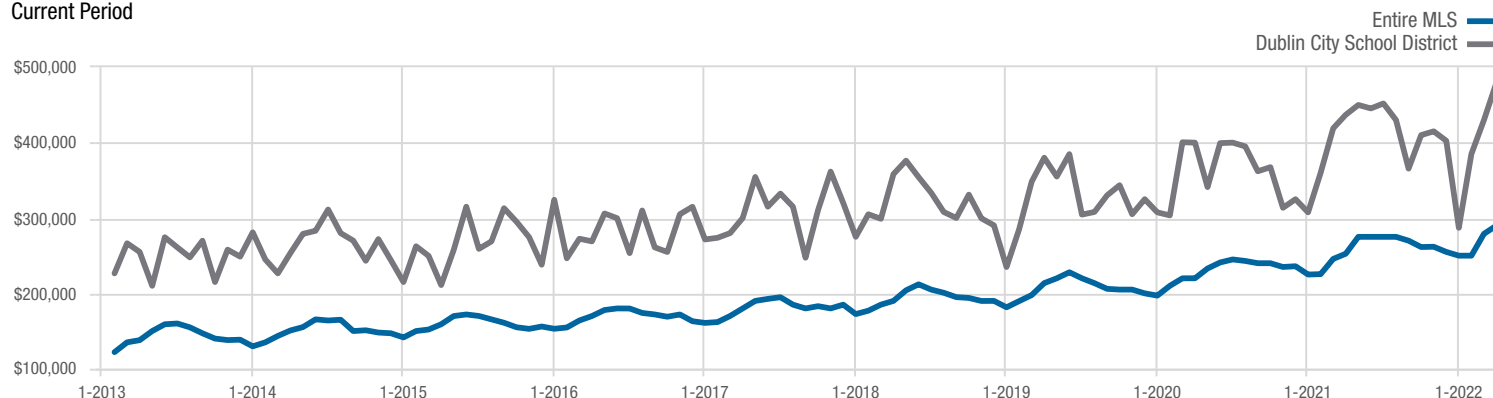
### In Contracts

■ 2021 ■ 2022



### Median Sales Price

Current Period



Each data point represents the median sales price in a given month.

# Local Market Update – April 2022

A RESEARCH TOOL PROVIDED BY THE COLUMBUS REALTORS®  
BASED ON RESIDENTIAL LISTING DATA ONLY

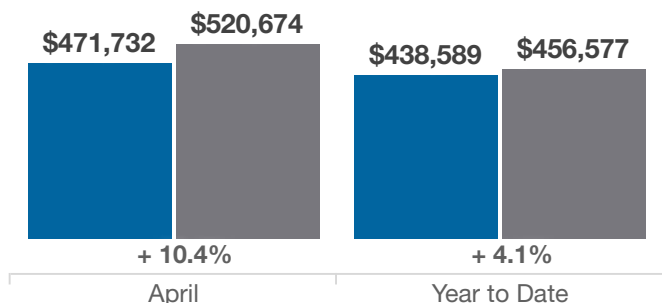


## Dublin City School District

Franklin, Delaware and Union Counties

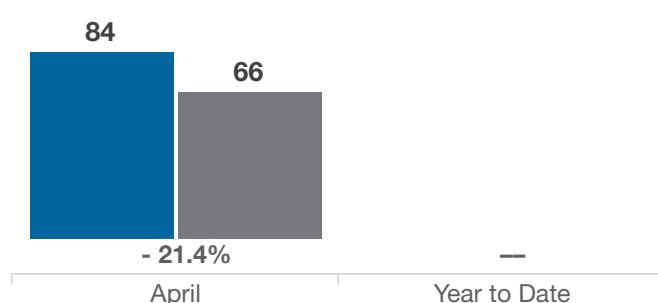
### Average Sales Price

■ 2021 ■ 2022



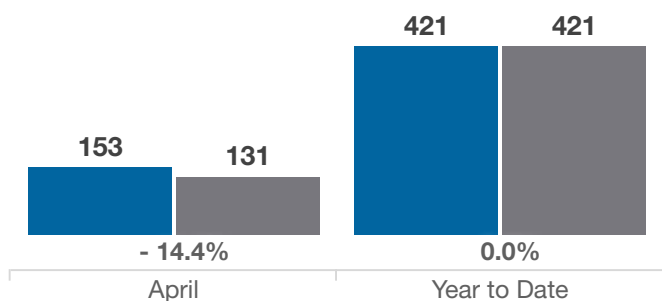
### Inventory of Homes for Sale

■ 2021 ■ 2022



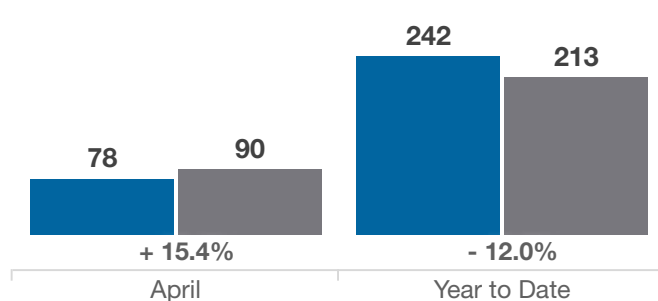
### New Listings

■ 2021 ■ 2022



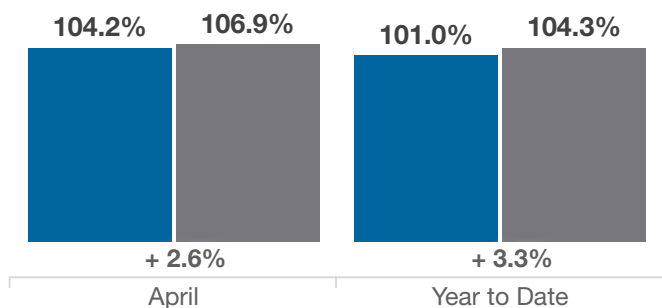
### Single Family Sales

■ 2021 ■ 2022



### Pct. Of Orig. List Price Received

■ 2021 ■ 2022



### Condo Sales

■ 2021 ■ 2022

