

Local Market Update – April 2022

A RESEARCH TOOL PROVIDED BY THE COLUMBUS REALTORS®
BASED ON RESIDENTIAL LISTING DATA ONLY



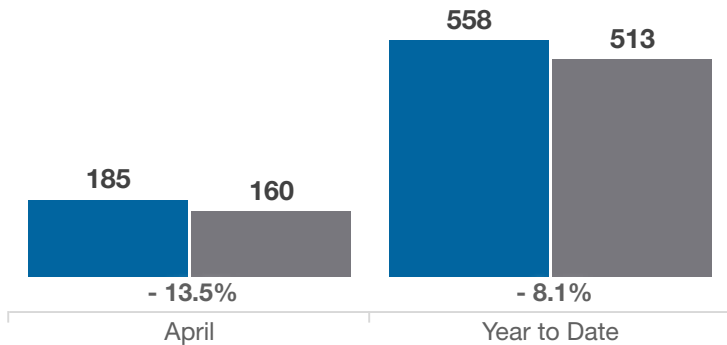
Fairfield County

Key Metrics	April			Year to Date		
	2021	2022	% Change	Thru 4-2021	Thru 4-2022	% Change
Closed Sales	185	160	- 13.5%	558	513	- 8.1%
In Contracts	248	224	- 9.7%	682	657	- 3.7%
Average Sales Price*	\$287,347	\$344,296	+ 19.8%	\$274,868	\$319,772	+ 16.3%
Median Sales Price*	\$265,000	\$325,000	+ 22.6%	\$252,835	\$292,300	+ 15.6%
Average Price Per Square Foot*	\$149.90	\$181.28	+ 20.9%	\$141.26	\$164.76	+ 16.6%
Percent of Original List Price Received*	101.9%	104.7%	+ 2.7%	100.4%	102.2%	+ 1.8%
Percent of Last List Price Received*	102.0%	104.3%	+ 2.3%	101.0%	102.7%	+ 1.7%
Days on Market Until Sale	17	12	- 29.4%	22	17	- 22.7%
New Listings	246	240	- 2.4%	689	696	+ 1.0%
Median List Price of New Listings	\$274,900	\$325,000	+ 18.2%	\$259,900	\$310,000	+ 19.3%
Median List Price at Time of Sale	\$250,000	\$309,900	+ 24.0%	\$248,900	\$279,950	+ 12.5%
Inventory of Homes for Sale	107	112	+ 4.7%	—	—	—
Months Supply of Inventory	0.6	0.5	- 16.7%	—	—	—

* Does not account for sale concessions and/or downpayment assistance. | Percent changes are calculated using rounded figures and can sometimes look extreme due to small sample size.

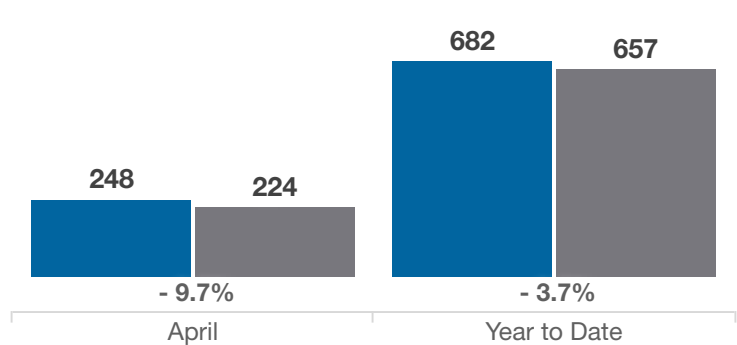
Closed Sales

■ 2021 ■ 2022



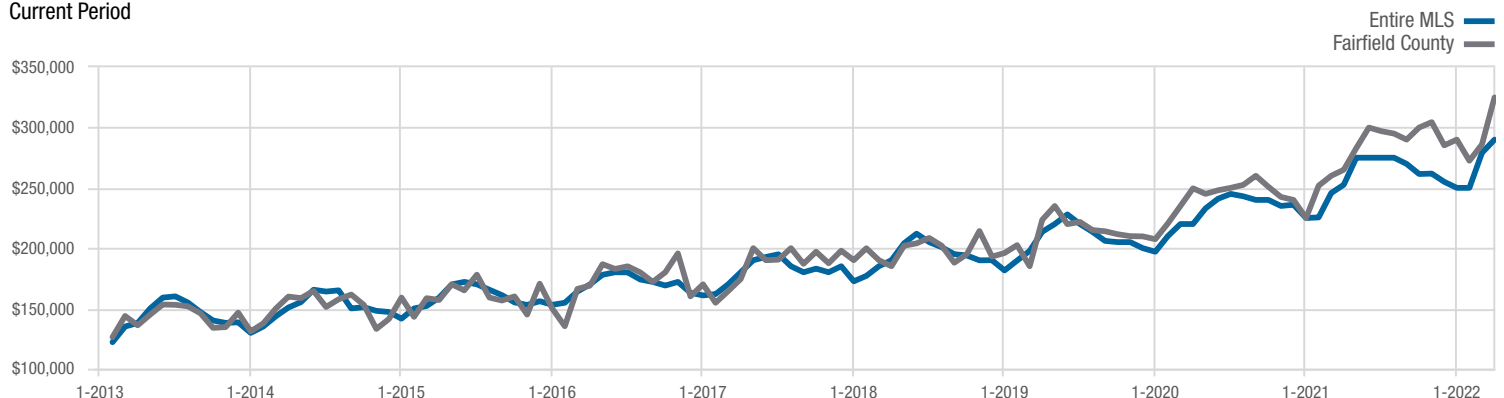
In Contracts

■ 2021 ■ 2022



Median Sales Price

Current Period



Each data point represents the median sales price in a given month.

Local Market Update – April 2022

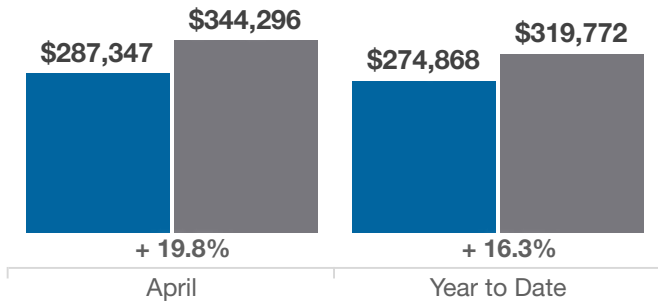
A RESEARCH TOOL PROVIDED BY THE COLUMBUS REALTORS®
BASED ON RESIDENTIAL LISTING DATA ONLY



Fairfield County

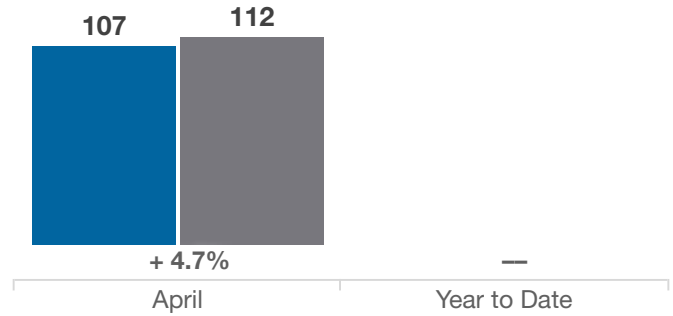
Average Sales Price

■ 2021 ■ 2022



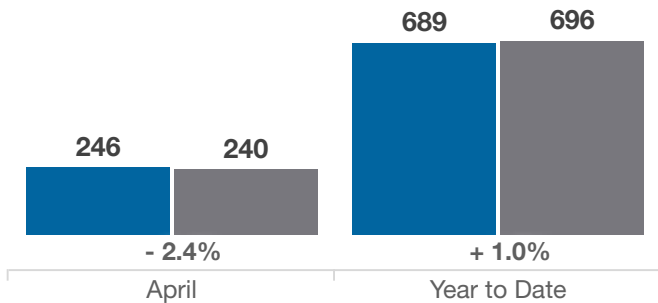
Inventory of Homes for Sale

■ 2021 ■ 2022



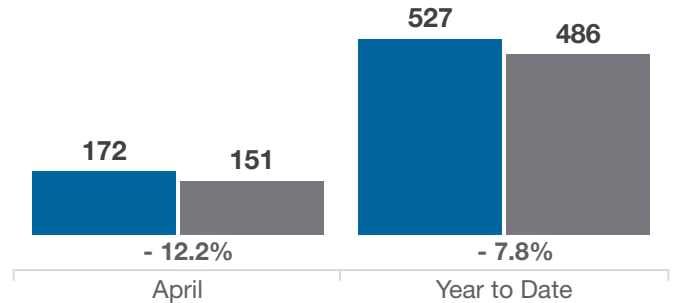
New Listings

■ 2021 ■ 2022



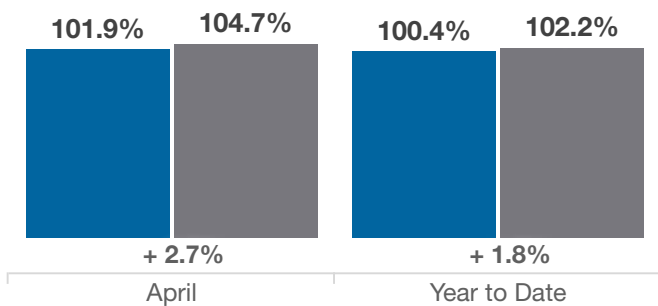
Single Family Sales

■ 2021 ■ 2022



Pct. Of Orig. List Price Received

■ 2021 ■ 2022



Condo Sales

■ 2021 ■ 2022

