

# Local Market Update – April 2022

A RESEARCH TOOL PROVIDED BY THE COLUMBUS REALTORS®  
BASED ON RESIDENTIAL LISTING DATA ONLY



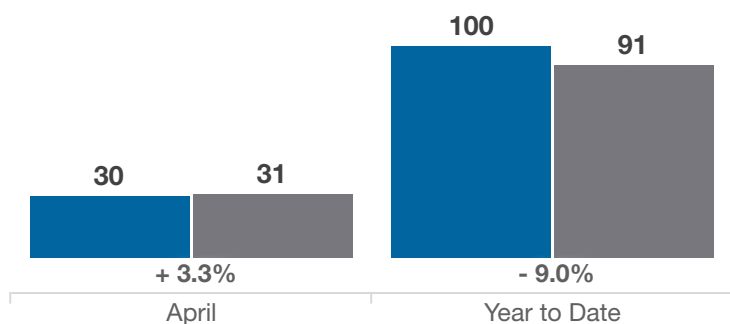
## Fayette County

Key Metrics	April			Year to Date		
	2021	2022	% Change	Thru 4-2021	Thru 4-2022	% Change
Closed Sales	30	31	+ 3.3%	100	91	- 9.0%
In Contracts	29	32	+ 10.3%	104	106	+ 1.9%
Average Sales Price*	\$158,658	\$185,190	+ 16.7%	\$171,410	\$179,920	+ 5.0%
Median Sales Price*	\$139,000	\$177,500	+ 27.7%	\$149,000	\$171,000	+ 14.8%
Average Price Per Square Foot*	\$100.15	\$111.93	+ 11.8%	\$103.92	\$119.83	+ 15.3%
Percent of Original List Price Received*	99.7%	98.7%	- 1.0%	98.7%	98.2%	- 0.5%
Percent of Last List Price Received*	99.8%	99.4%	- 0.4%	99.8%	99.6%	- 0.2%
Days on Market Until Sale	44	8	- 81.8%	36	16	- 55.6%
New Listings	29	38	+ 31.0%	92	118	+ 28.3%
Median List Price of New Listings	\$194,900	\$179,900	- 7.7%	\$149,900	\$173,400	+ 15.7%
Median List Price at Time of Sale	\$139,000	\$162,500	+ 16.9%	\$149,900	\$166,500	+ 11.1%
Inventory of Homes for Sale	28	26	- 7.1%	—	—	—
Months Supply of Inventory	1.1	0.8	- 27.3%	—	—	—

\* Does not account for sale concessions and/or downpayment assistance. | Percent changes are calculated using rounded figures and can sometimes look extreme due to small sample size.

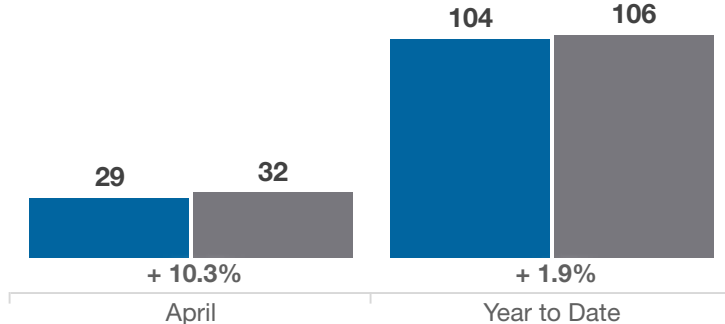
### Closed Sales

■ 2021 ■ 2022



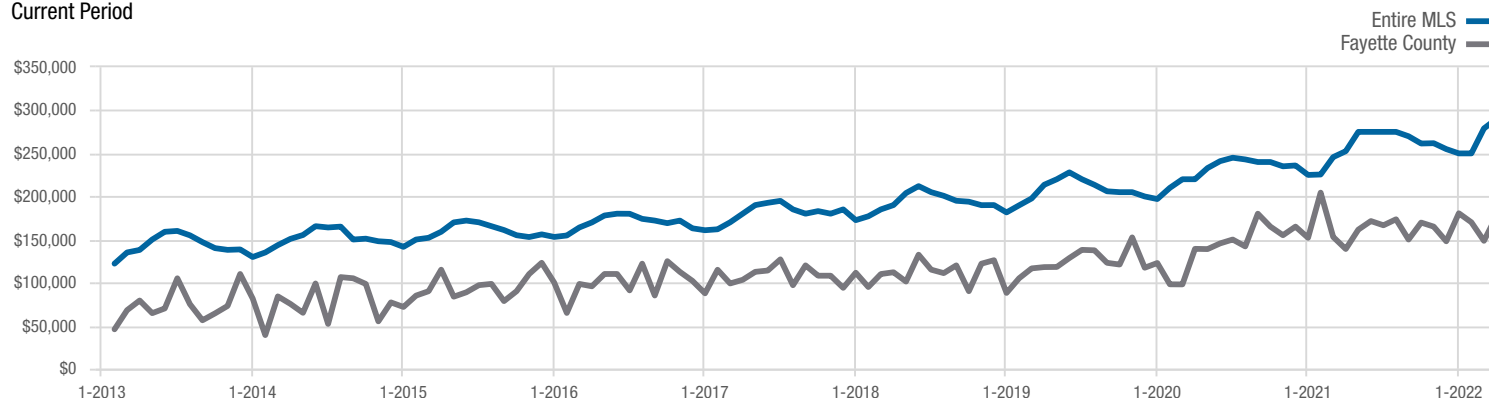
### In Contracts

■ 2021 ■ 2022



### Median Sales Price

Current Period



Each data point represents the median sales price in a given month.

# Local Market Update – April 2022

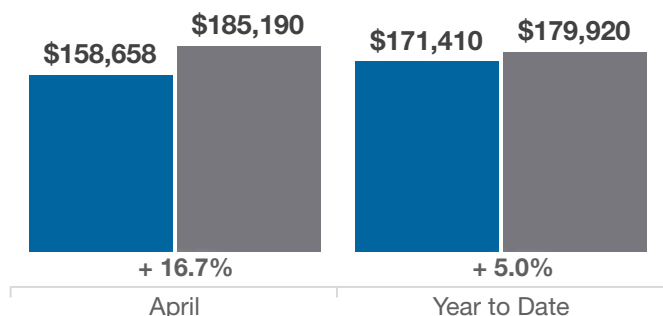
A RESEARCH TOOL PROVIDED BY THE COLUMBUS REALTORS®  
BASED ON RESIDENTIAL LISTING DATA ONLY



## Fayette County

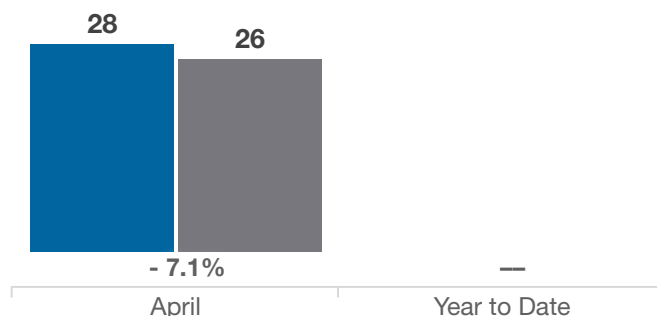
### Average Sales Price

■ 2021 ■ 2022



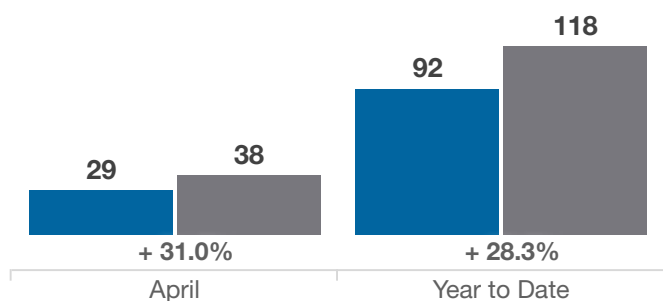
### Inventory of Homes for Sale

■ 2021 ■ 2022



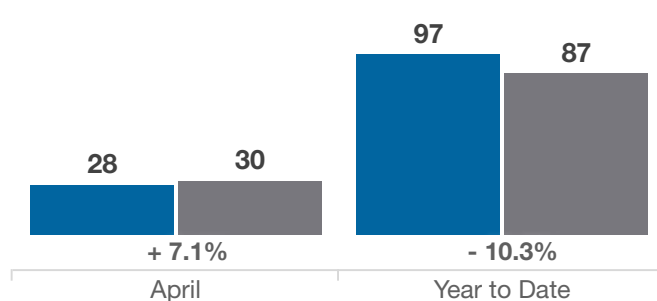
### New Listings

■ 2021 ■ 2022



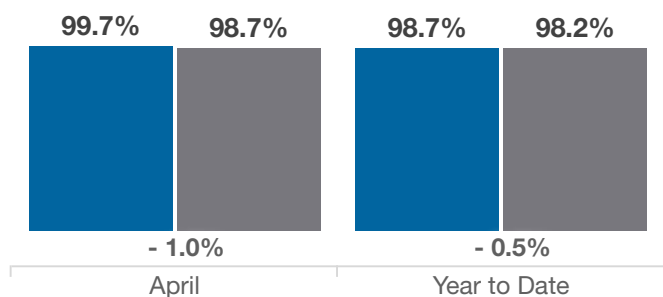
### Single Family Sales

■ 2021 ■ 2022



### Pct. Of Orig. List Price Received

■ 2021 ■ 2022



### Condo Sales

■ 2021 ■ 2022

